



MONTHLY REVENUE COLLECTION

September 2019

1.2 billion

56.3 million

-3.2%

-13.0%

Total Revenue Collection (MVR) for September 2019, inclusive of USD Collection

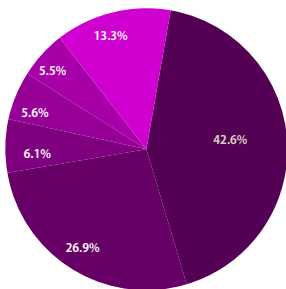
US Dollar Revenue Collection (USD) for September 2019

Total Revenue Collection Compared to September 2018

Total Revenue Collection Compared to Forecast for September 2019

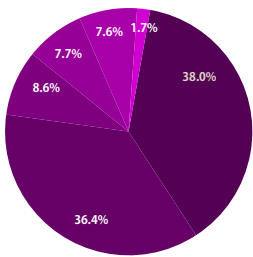
Despite the increment in GST, BPT and Tourism Land Rent, collection of September 2019 decreased slightly compared to September 2018, due to the negative variance contributed from the Land Acquisition and Conversion Fee. One-off payments for newly leased islands were received in September 2018. Compared to the projection, revenue of September 2019 declined significantly, due to the non-payment of GST, Green Tax and Tourism Land Rent to the deadline.

Contribution to Total Revenue



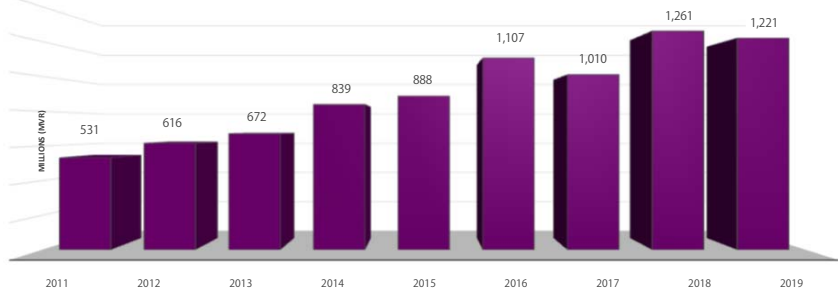
- Goods and Services Tax
- Tourism Land Rent
- Green Tax
- Business Profit Tax
- Airport Development Fee
- Airport Service Charge
- Others

Contribution to US\$ Revenue



- Tourism Land Rent
- Goods and Services Tax
- Green Tax
- Business Profit Tax
- Airport Development Fee
- Airport Service Charge
- Others

Collection of September 2011 - 2019



Business Permits: Company Annual Fee, Company Registration Fee, Co-operative Society Registration Fee, Co-operative Society Annual Fee, Foreign Business Fee, Foreign Investment Administration Fee, Import Trade Fee, Trade Registry Fee, Restaurant, Café, Canteen Fee, Partnership Annual Fee, Dive school Registration Fee, Guest House Registration Fee, Other Registrations & License Fees, Motor Vehicle and Vessel Registration Fee, Sale of Tender Documents, Bank Mortgage Registration Fee, Sole Traders Registration Fee, Sale of Pass

Royalties: Duty Free Royalty, Fishing Royalty, Foreign Investment Royalty, Fuel Re-Export Royalty, Re-Export Royalty, Skipjack Industry Royalty, Yellowfin Tuna Export Royalty

Non-Tourism Property Income: Commercial Land Rent, Government Buildings Rent, Long-Term Agricultural Leased Islands Rent, Rent from Floating Jetty, Uninhabited Islands Rent

Proceeds from Sale of Assets: Sale of Government Buildings, Sale of Government Land, Sale of Government Land, Sale of Items at Auction

Others: Reimbursement from previous year budget, Sadaqah, Repayment of student loan

		September 2019				January - September			
		MVR	USD	Total (MVR)	Share of Revenue	MVR	USD	Total (MVR)	Share of Revenue
Tax Revenues	2019 ->	283,135,315	29,647,338	737,886,855	60.5%	4,896,342,585	364,456,145	10,486,313,787	79.7%
	2018 ->	273,946,984	27,140,134	690,386,225	54.7%	4,859,965,874	341,845,894	10,106,182,803	78.3%
Airport Service Charge	2019 ->	0	4,292,386	65,712,207	5.4%	0	36,060,118	552,863,824	4.2%
	2018 ->	0	3,971,880	60,974,596	4.8%	0	31,900,340	489,554,976	3.8%
Bank Profit Tax	2019 ->	40,340	0	40,340	0.0%	613,768,769	0	613,768,769	4.7%
	2018 ->	0	0	0	0.0%	563,162,842	0	563,162,842	4.4%
Business Profit Tax	2019 ->	68,164,886	11,127	68,335,379	5.6%	2,032,600,471	41,760,265	2,672,769,512	20.3%
	2018 ->	50,235,517	50,015	51,002,573	4.0%	2,000,545,929	33,096,317	2,508,583,304	19.4%
BPT	2019 ->	26,227,961	11,127	26,398,453	2.2%	1,505,521,114	41,760,265	2,145,690,155	16.3%
	2018 ->	13,307,296	29,191	13,755,322	1.1%	1,504,311,567	32,803,711	2,007,682,948	15.6%
Withholding Tax	2019 ->	41,936,926	0	41,936,926	3.4%	527,079,357	0	527,079,357	4.0%
	2018 ->	36,928,221	20,824	37,247,252	3.0%	496,414,362	292,607	500,900,356	3.9%
Green Tax	2019 ->	0	4,845,001	74,339,478	6.1%	0	42,772,956	655,298,732	5.0%
	2018 ->	0	4,113,995	63,122,124	5.0%	53,020	40,411,440	627,659,512	4.8%
Goods and Services Tax	2019 ->	205,424,734	20,498,824	519,954,096	42.6%	2,136,608,762	243,912,625	5,878,245,612	44.7%
	2018 ->	209,235,257	19,004,244	500,810,722	39.7%	2,155,130,804	236,437,564	5,783,633,047	44.8%
Goods and Services Tax (General)	2019 ->	205,424,734	0	205,424,734	16.8%	2,136,598,621	0	2,136,598,621	16.2%
	2018 ->	209,235,257	0	209,235,257	16.6%	2,154,869,096	0	2,154,869,096	16.7%
Goods and Services Tax (Tourism Sector)	2019 ->	0	20,498,824	314,529,362	25.8%	10,141	243,912,625	3,741,646,991	28.5%
	2018 ->	0	19,004,244	291,575,465	23.1%	261,708	236,437,564	3,628,763,951	28.1%
Land Sales Tax	2019 ->	1,253,120	0	1,253,120	0.1%	18,752,330	0	18,752,330	0.1%
	2018 ->	3,245,827	0	3,245,827	0.3%	52,323,271	0	52,323,271	0.4%
Remittance Tax	2019 ->	7,717,394	0	7,717,394	0.6%	78,390,911	180	78,393,665	0.6%
	2018 ->	7,923,420	0	7,923,420	0.6%	79,415,275	0	79,415,275	0.6%
Revenue Stamp	2019 ->	534,841	0	534,841	0.0%	16,221,342	0	16,221,342	0.1%
	2018 ->	3,329,553	0	3,329,553	0.3%	34,472,384	0	34,472,384	0.3%
Non-Tax Revenues	2019 ->	72,821,342	26,693,579	482,618,365	39.5%	699,628,297	127,933,753	2,665,315,532	20.3%
	2018 ->	75,671,330	32,242,490	570,828,017	45.3%	670,827,896	138,522,583	2,799,265,102	21.7%
Airport Development Fee	2019 ->	0	4,331,300	66,786,991	5.5%	0	35,934,937	554,080,017	4.2%
	2018 ->	0	3,952,355	60,945,314	4.8%	0	31,927,177	492,317,069	3.8%
Construction Period Extension Fee	2019 ->	0	0	0	0.0%	0	2,205,000	33,821,384	0.3%
	2018 ->	0	1,080,000	16,579,800	1.3%	0	4,545,000	69,750,600	0.5%
Corporate Social Responsibility Fee	2019 ->	0	773,000	11,863,860	1.0%	0	1,444,000	22,143,245	0.2%
	2018 ->	0	0	0	0.0%	0	500,000	7,680,000	0.1%
Business Permits	2019 ->	1,810,791	8,750	1,945,084	0.2%	31,742,612	296,740	36,292,174	0.3%
	2018 ->	2,345,027	29,200	2,792,996	0.2%	37,729,691	243,250	36,461,533	0.3%
Import Trade Fee	2019 ->	414,180	0	414,180	0.0%	0	6,136,180	6,136,180	0.0%
	2018 ->	957,385	0	957,385	0.1%	6,748,740	0	6,748,740	0.1%
Company Annual Fee	2019 ->	252,000	0	252,000	0.0%	14,986,508	0	14,986,508	0.1%
	2018 ->	265,670	0	265,670	0.0%	14,723,605	0	14,723,605	0.1%
Company Registration Fee	2019 ->	160,144	0	160,144	0.0%	2,622,920	0	2,622,920	0.0%
	2018 ->	299,616	0	299,616	0.0%	2,862,429	0	2,862,429	0.0%
Restaurant, Café, Canteen Fee	2019 ->	131,400	0	131,400	0.0%	1,343,170	0	1,343,170	0.0%
	2018 ->	201,600	0	201,600	0.0%	1,429,895	0	1,429,895	0.0%
Foreign Investment Administration Fee	2019 ->	0	8,000	122,800	0.0%	185,040	76,000	1,350,573	0.0%
	2018 ->	61,680	12,000	245,860	0.0%	462,600	88,000	1,813,420	0.0%
Tourism Registration and License Fee	2019 ->	20,100	750	31,593	0.0%	452,400	220,740	3,836,429	0.0%
	2018 ->	26,000	4,230	90,893	0.0%	429,500	142,280	2,611,690	0.0%
Other Business Permits	2019 ->	832,967	0	832,967	0.1%	6,016,394	0	6,016,394	0.0%
	2018 ->	533,140	12,970	6,072,121	0.1%	6,072,121	12,970	6,271,750	0.0%
Fines	2019 ->	9,251,841	28,702	9,699,216	0.8%	100,401,482	3,476,519	153,704,500	1.2%
	2018 ->	9,014,423	341,969	14,263,865	1.1%	96,888,241	3,604,612	152,139,970	1.2%
Land Acquisition and Conversion Fee	2019 ->	0	99,298	1,523,580	0.1%	693,507	17,455,457	65,635,158	0.1%
	2018 ->	683,514	5,319,194	82,360,830	6.5%	3,051,583	17,455,457	271,009,111	2.1%
Lease Period Extension Fee	2019 ->	0	0	0	0.0%	0	5,000,000	76,000,000	0.6%
	2018 ->	0	0	0	0.0%	0	5,000,000	76,000,000	0.6%
Non-Tourism Property Income	2019 ->	10,159,024	0	10,159,024	0.8%	95,908,259	30,850	96,381,566	0.7%
	2018 ->	9,516,576	0	9,516,576	0.8%	101,016,627	110,669	102,711,456	0.8%
Commercial Land Rent	2019 ->	7,793,862	0	7,793,862	0.6%	70,487,762	0	70,487,762	0.5%
	2018 ->	7,493,119	0	7,493,119	0.6%	75,207,769	0	75,207,769	0.6%
Government Buildings Rent	2019 ->	232,200	0	232,200	0.0%	2,559,660	0	2,559,660	0.0%
	2018 ->	269,620	0	269,620	0.0%	2,657,980	0	2,657,980	0.0%
Industrial Land Rent	2019 ->	544,516	0	544,516	0.0%	5,703,958	0	5,703,958	0.0%
	2018 ->	539,354	0	539,354	0.0%	5,845,051	0	5,845,051	0.0%
Long-term Agricultural Leased Islands Rent	2019 ->	1,575,747	0	1,575,747	0.1%	11,564,519	30,850	12,037,826	0.1%
	2018 ->	1,111,524	0	1,111,524	0.1%	10,734,805	110,609	12,429,578	0.1%
Uninhabited Islands Rent	2019 ->	12,700	0	12,700	0.0%	5,550,361	0	5,550,361	0.0%
	2018 ->	96,960	0	96,960	0.0%	6,517,072	0	6,517,072	0.1%
Other Non-Tourism Property Income	2019 ->	0	0	0	0.0%	42,000	0	42,000	0.0%
	2018 ->	0	0	0	0.0%	54,000	0	54,000	0.0%
Proceeds from Sale of Assets	2019 ->	650,082	0	650,082	0.1%	14,705,161	0	14,705,161	0.1%
	2018 ->	6,718,893	0	6,718,893	0.5%	31,489,488	0	31,489,488	0.2%
Sale of Government Land	2019 ->	621,236	0	621,236	0.1%	14,273,397	0	14,273,397	0.1%
	2018 ->	6,676,207	0	6,676,207	0.5%	30,827,240	0	30,827,240	0.2%
Other Proceeds from Sale of Assets	2019 ->	28,846	0	28,846	0.0%	431,764	0	431,764	0.0%
	2018 ->	42,686	0	42,686	0.0%	662,248	0	662,248	0.0%
Resident Permit	2019 ->	25,938,650	0	25,938,650	2.1%	232,626,710	0	232,626,710	1.8%
	2018 ->	24,844,620	0	24,844,620	2.0%	217,620,500	0	217,620,500	1.7%
Royalties	2019 ->	7,080,668	434	7,087,327	0.6%	70,779,361	7,795	70,898,921	0.5%
	2018 ->	6,465,198	1,154	6,482,919	0.5%	57,646,343	7,283	57,758,160	0.4%
Duty Free Royalty	2019 ->	6,465,198	0	6,465,198	0.5%	70,779,361	0	70,779,361	0.5%</