



# MONTHLY REVENUE COLLECTION

## November 2017

**931.0** million **37.7** million **-8.0%** **9.3%**

Total Revenue Collection (MVR) for November 2017, inclusive of USD Collection

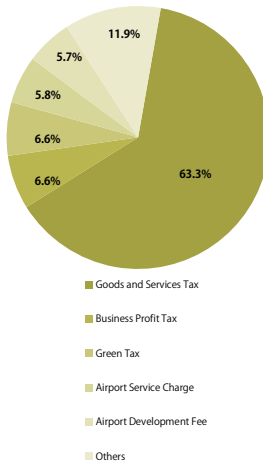
US Dollar Revenue Collection (USD) for November 2017

Total Revenue Collection Compared to November 2016

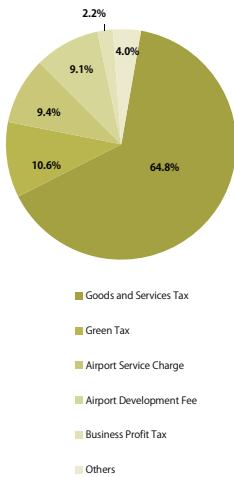
Total Revenue Collection Compared to Forecast for November 2017

Collection of November 2017 has outperformed projections, mainly due to the increase in GST collection, compared to forecasted. Nevertheless, due to decreased Land Acquisition and Conversion Fee, Tourism Land Rent and Lease Period Extension Fee, actual collection is lower than the collection for corresponding period of 2016. Deadlines for these non-tax revenues do not fall for the month of November and the collection of November 2016 includes arrear payments for them.

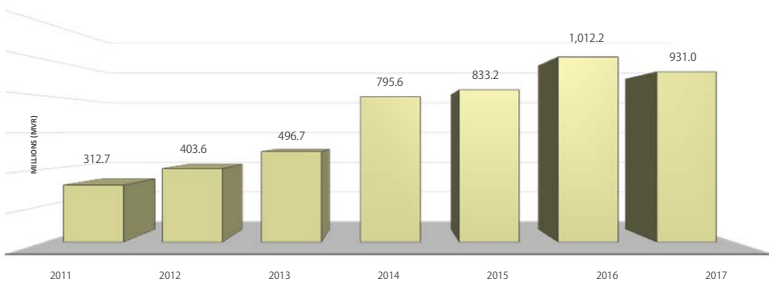
### Contribution to Total Revenue



### Contribution to US\$ Revenue



### Collection of November 2011 - 2017



**Business Permits:** Company Annual Fee, Company Registration Fee, Co-operative Society Registration Fee, Co-operative Society Annual Fee, Foreign Business Fee, Foreign Investment Administration Fee, Import Trade Fee, Trade Registry Fee, Restaurant, Café, Canteen Fee, Partnership Annual Fee, Dive school Registration Fee, Guest House Registration Fee, Other Registrations & License Fees, Motor Vehicle and Vessel Registration Fee, Sale of Tender Documents, Bank Mortgage Registration Fee, Sole Traders Registration Fee.

**Royalties:** Duty Free Royalty, Fishing Royalty, Foreign Investment Royalty, Fuel Re-Export Royalty, Re-Export Royalty, Skipjack Industry Royalty, Yellowfin Tuna Export Royalty

**Non-Tourism Property Income:** Commercial Land Rent, Government Buildings Rent, Long-Term Agricultural Leased Islands Rent, Rent from Floating Jetty, Uninhabited Islands Rent

**Proceeds from Sale of Assets:** Sale of Government Buildings, Sale of Government Land, Sale of Items at Auction

**Others:** International Airport Fee, Reimbursement from previous year budget

	November 2017				January - November			
	MVR	USD	Total (MVR)	Share of Revenue	MVR	USD	Total (MVR)	Share of Revenue
<b>Tax Revenues</b>	<b>279,511,668</b>	<b>32,786,091</b>	<b>782,781,617</b>	<b>84.1%</b>	<b>5,413,871,907</b>	<b>365,719,661</b>	<b>11,024,331,812</b>	<b>79.8%</b>
<b>Airport Service Charge</b>	0	3,545,976	54,448,942	5.8%	42,592,186	0	653,347,174	4.7%
<b>Bank Profit Tax</b>	0	2,854,744	43,677,584	4.3%	649,894,827	31,970,158	489,338,504	4.7%
<b>Business Profit Tax</b>	49,101,859	811,436	61,565,203	6.6%	2,057,848,829	34,775,178	2,591,153,133	18.7%
<b>BPT</b>	6,643,989	811,436	19,107,333	2.1%	1,541,299,216	34,775,178	2,074,603,520	15.0%
<b>Withholding Tax</b>	25,049,427	1,193,879	43,365,257	4.3%	1,576,100,318	40,238,869	2,192,752,398	16.5%
<b>Green Tax</b>	42,457,870	0	42,457,870	4.6%	516,549,613	0	516,549,613	3.7%
<b>Goods and Services Tax</b>	42,644,693	0	42,644,693	4.2%	430,548,688	0	630,548,688	3.2%
<b>Goods and Services Tax (General)</b>	0	3,993,606	61,298,153	6.6%	0	41,251,002	632,782,971	4.6%
<b>Goods and Services Tax (Tourism Sector)</b>	214,668,675	2,748,438	589,728,186	63.3%	2,466,612,585	247,091,643	6,257,490,018	45.3%
<b>Land Sales Tax</b>	210,171,674	20,700,042	527,526,719	52.1%	2,121,009,978	237,087,056	5,752,363,999	43.3%
<b>Remittance Tax</b>	3,068,393	0	3,068,393	0.3%	92,358,150	0	92,358,150	0.7%
<b>Revenue Stamp</b>	4,656,385	0	4,656,385	0.5%	23,372,461	0	23,372,461	0.2%
<b>Fees and Charges</b>	<b>72,150,698</b>	<b>4,940,450</b>	<b>148,179,949</b>	<b>15.9%</b>	<b>712,647,133</b>	<b>135,879,577</b>	<b>2,796,385,544</b>	<b>20.2%</b>
<b>Airport Development Fee</b>	0	3,443,101	53,045,900	5.7%	17,861,721	274,470,516	274,470,516	2.0%
<b>Construction Period Extension Fee</b>	0	435,000	6,679,050	0.7%	3,555,000	0	54,534,000	0.4%
<b>Corporate Social Responsibility Fee</b>	0	0	0	0.0%	0	850,000	12,971,000	0.1%
<b>Business Permits</b>	2,842,130	42,465	3,494,180	0.4%	30,786,015	279,800	35,077,331	0.3%
<b>Import Trade Fee</b>	1,423,479	6,000	1,515,499	0.2%	27,355,533	78,600	28,509,163	0.2%
<b>Company Annual Fee</b>	435,665	0	435,665	0.0%	6,355,646	0	6,355,646	0.0%
<b>Company Registration Fee</b>	599,022	0	599,022	0.1%	6,000,742	0	6,000,742	0.0%
<b>Restaurant, Café, Canteen Fee</b>	442,000	0	442,000	0.0%	15,154,800	0	15,154,800	0.1%
<b>Foreign Investment Administration Annual Fee</b>	356,000	0	356,000	0.0%	13,279,000	0	13,279,000	0.1%
<b>Other Business Permits</b>	754,760	0	754,760	0.1%	2,769,900	0	2,769,900	0.0%
<b>Tourism Registration and License Fee</b>	156,944	0	156,944	0.0%	3,018,205	0	3,018,205	0.0%
<b>Fines</b>	152,345	0	152,345	0.0%	1,279,790	0	1,279,790	0.0%
<b>Land Acquisition and Conversion Fee</b>	106,800	0	106,800	0.0%	1,085,385	0	1,085,385	0.0%
<b>Lease Period Extension Fee</b>	123,360	10,000	276,860	0.0%	647,640	84,000	1,935,860	0.0%
<b>Non-Tourism Property Income</b>	9,220	6,000	92,020	0.0%	761,748	78,600	1,965,378	0.0%
<b>Commercial Land Rent</b>	41,900	6,525	142,007	0.0%	518,100	169,850	3,121,380	0.0%
<b>Government Buildings Rent</b>	892,100	25,940	1,290,544	0.1%	4,060,138	26,030	4,459,956	0.0%
<b>Industrial Land Rent</b>	204,713	0	311,513	0.0%	3,160,453	0	3,160,453	0.0%
<b>Long-term Agricultural Leased Islands Rent</b>	12,211,719	151,495	14,536,653	1.6%	117,515,688	3,384,375	169,432,446	1.2%
<b>Uninhabited Islands Rent</b>	16,172,711	152,680	18,513,016	1.8%	113,768,681	8,976,722	251,111,090	1.9%
<b>Other Non-Tourism Property Income</b>	0	431,973	6,626,698	0.7%	2,241,872	34,641,400	532,902,229	3.9%
<b>Proceeds from Sale of Assets</b>	0	5,725,140	87,935,454	8.7%	11,046,064	55,682,322	862,274,113	6.5%
<b>Sale of Government Land</b>	0	0	0	0.0%	0	312,500	4,781,250	0.0%
<b>Other Proceeds from Sale of Assets</b>	0	5,000,000	76,750,000	7.6%	0	30,628,155	469,302,505	3.5%
<b>Resident Permit</b>	9,740,278	0	9,740,278	1.0%	123,971,551	440,879	130,730,411	0.9%
<b>Royalties</b>	10,549,705	0	10,549,705	1.0%	116,347,040	30,953	116,820,058	0.7%
<b>Duty Free Royalty</b>	7,678,465	0	7,678,465	0.8%	97,494,803	396,519	103,573,433	0.7%
<b>Fuel Re-export Royalty</b>	9,269,219	0	9,269,219	0.9%	92,425,933	0	92,425,933	0.7%
<b>Ownership Transfer Tax</b>	336,620	0	336,620	0.0%	3,206,020	0	3,206,020	0.0%
<b>Vehicle Fee</b>	294,620	0	294,620	0.0%	254,620	0	2,635,237	0.0%
<b>Vessel Fee</b>	562,996	0	562,996	0.1%	6,384,338	0	6,384,338	0.0%
<b>Others</b>	236,921	0	236,921	0.0%	2,849,421	0	2,849,421	0.0%
<b>Zakat al-mal</b>	1,072,972	0	1,072,972	0.1%	12,731,026	44,360	13,411,257	0.1%
<b>Donation/Sadaqah</b>	652,128	0	652,128	0.1%	14,802,582	30,953	15,275,600	0.1%
<b>Total</b>	<b>279,511,668</b>	<b>32,786,091</b>	<b>782,781,617</b>	<b>84.1%</b>	<b>5,413,871,907</b>	<b>365,719,661</b>	<b>11,024,331,812</b>	<b>79.8%</b>
<b>2016</b>	<b>292,732,931</b>	<b>28,497,104</b>	<b>729,549,540</b>	<b>72.1%</b>	<b>4,688,942,499</b>	<b>346,948,964</b>	<b>10,020,402,441</b>	<b>75.2%</b>

collections are deposited to the Public Bank Account and transaction-level details of such deposits are furnished by the councils.  
 Dishonored cheques are adjusted in the month to which the respective payment belongs.  
 Note: Arrows indicate movement compared to corresponding period of previous year.  
 © 2017 Maldives Inland Revenue Authority | Support Service Directorate | Planning and Development Department  
 Date of Publication: Sunday, 10 December 2017  
 Revised Date: Sunday, 04 February 2018