



MONTHLY REVENUE COLLECTION

November 2016

1.01 billion
Total Revenue Collection (MVR) for November 2016, inclusive of USD Collection

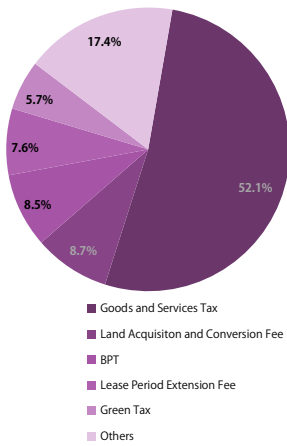
42.4 million
US Dollar Revenue Collection (USD) for November 2016

21.5%
Total Revenue Collection Compared to November 2015

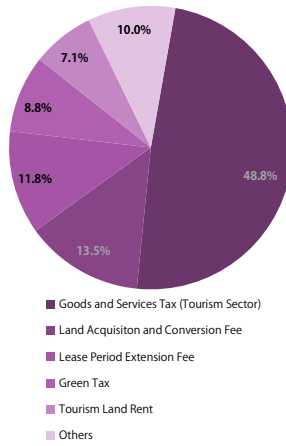
30.3%
Total Revenue Collection Compared to Forecast for November 2016

• Increment in collection of November 2016 compared to November 2015, was dominated by increase in TGST, Green Tax, Land Acquisition and Conversion Fee and Tourism Land Rent collection, along with the introduction of Remittance Tax on October 2016.
• Tourist arrivals outdid the arrivals for the corresponding period of 2015 by 11.4%, resulting a higher TGST and Green Tax collection.
• No projections were made to Tourism Land Rent, Land Acquisition and Conversion Fee and Lease Period Extension Fee, due to the absence of deadlines, thus the collection of arrears, initial and subsequent Acquisition Fees for leased islands resulted a higher collection-than-expected.

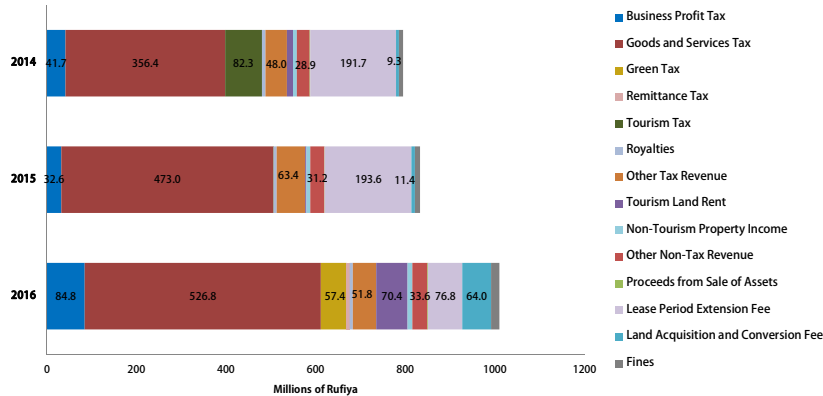
Contribution to Total Revenue



Contribution to US\$ Revenue



November Revenue Collection



Royalties: Duty Free Royalty, Fishing Royalty, Foreign Investment Royalty, Fuel Re-export Royalty, Re-export Royalty, Skipjack Industry Royalty, Yellowfin Tuna Export Royalty
Other Tax Revenue: Airport Service Charge, Bank Profit Tax, Land Sales Tax, Revenue Stamp
Non-Tourism Property Income: Commercial Land Rent, Government Buildings Rent, Long-Term Agricultural Leased Islands Rent, Rent from Floating Jetty, Foreign Business Fee, Foreign Investment Administration Annual Fee, Import Trade Fee, Partnership Registration Fee, Resident Permit Restaurant, Café, Canteen Fee, Trade Registry Fee, Sole Traders Registration Fee, Vehicle Fee, Vessel Fee, Reimbursement from Previous Year Budget, Lease Period Extension Fee
Proceeds from Sale of Assets: Sale of Government Buildings, Sale of Government Land, Sale of Items at Auction
Others: International Airport Fees, Reimbursement from previous year budget

		November 2016				January-November 2016			
		MVR	USD	Total (MVR)	Share of Revenue	MVR	USD	Total (MVR)	Share of Revenue
Airport Service Charge	2016 -->	0	2,854,744	43,677,584	4.3%	0	31,970,158	489,338,504	3.7%
	2015 -->	0	3,810,619	58,416,786	7.0%	0	29,604,170	453,374,559	3.8%
Bank Profit Tax	2016 -->	0	0	0	0.0%	491,658,533	0	491,658,533	3.7%
	2015 -->	0	0	0	0.0%	512,725,168	0	512,725,168	4.2%
Business Permits	2016 -->	1,423,479	6,000	1,515,499	0.1%	27,305,533	78,600	28,509,163	0.2%
	2015 -->	2,698,350	12,000	2,882,150	0.3%	27,049,414	90,000	28,428,374	0.2%
Import Trade Fee	2016 -->	599,022	0	599,022	0.1%	6,000,742	0	6,000,742	0.0%
	2015 -->	451,400	0	451,400	0.1%	6,357,460	0	6,357,460	0.1%
Company Annual Fee	2016 -->	356,000	0	356,000	0.0%	13,279,000	0	13,279,000	0.1%
	2015 -->	818,000	0	818,000	0.1%	11,086,000	0	11,086,000	0.1%
Company Registration Fee	2016 -->	156,944	0	156,944	0.0%	3,018,205	0	3,018,205	0.0%
	2015 -->	508,354	0	508,354	0.1%	3,378,012	0	3,378,012	0.0%
Partnership Registration Fee	2016 -->	32,000	0	32,000	0.0%	336,000	0	336,000	0.0%
	2015 -->	40,000	0	40,000	0.0%	230,000	0	230,000	0.0%
Foreign Investment Administration Annual Fee	2016 -->	0	6,000	92,020	0.0%	761,748	78,600	1,965,378	0.0%
	2015 -->	0	12,000	183,800	0.0%	277,560	90,000	1,656,520	0.0%
Restaurant, Café, Canteen Fee	2016 -->	106,800	0	106,800	0.0%	1,085,385	0	1,085,385	0.0%
	2015 -->	116,800	0	116,800	0.0%	1,254,800	0	1,254,800	0.0%
Other Business Permits	2016 -->	172,713	0	172,713	0.0%	2,824,453	0	2,824,453	0.0%
	2015 -->	763,796	0	803,796	0.1%	4,465,582	0	4,465,582	0.0%
Business Profit Tax	2016 -->	67,694,120	1,193,879	86,009,951	8.5%	2,006,649,006	40,238,869	2,623,301,085	19.7%
	2015 -->	31,818,036	53,961	32,645,971	3.9%	1,881,640,283	47,071,344	2,603,471,698	21.6%
BPT	2016 -->	25,049,427	1,193,879	43,365,257	4.3%	1,576,100,318	40,238,869	2,192,752,398	16.5%
	2015 -->	6,380,218	53,961	7,208,153	0.9%	1,505,439,880	47,071,344	2,227,271,295	18.4%
Withholding Tax	2016 -->	42,644,693	0	42,644,693	4.2%	430,548,688	0	430,548,688	3.2%
	2015 -->	25,437,818	0	25,437,818	3.1%	376,200,403	0	376,200,403	3.1%
Fines	2016 -->	16,172,711	152,680	18,513,016	1.8%	113,768,681	8,976,722	251,211,090	1.9%
	2015 -->	8,489,890	190,332	11,404,223	1.4%	120,078,995	8,258,728	246,584,297	2.0%
Green Tax	2016 -->	0	3,748,438	57,468,149	5.7%	37,642,897	0	57,580,370	4.3%
	2015 -->	0	528	8,099	0.0%	2,966,718	0	8,099	0.0%
Goods and Services Tax	2016 -->	210,171,674	20,700,042	527,526,719	52.1%	2,120,935,991	237,087,056	5,752,363,999	43.3%
	2015 -->	159,699,389	20,470,931	473,038,071	56.8%	1,744,487,277	250,633,286	5,583,469,335	46.2%
Goods and Services Tax (General)	2016 -->	210,143,532	0	210,143,532	20.8%	2,120,935,991	0	2,120,935,991	16.0%
	2015 -->	159,693,314	0	159,693,314	19.2%	1,744,481,202	0	1,744,481,202	14.4%
Goods and Services Tax (Tourism Sector)	2016 -->	28,142	20,700,042	317,383,187	31.4%	0	237,087,056	3,631,428,008	27.3%
	2015 -->	6,075	20,470,931	313,344,757	37.6%	6,075	250,633,286	3,838,988,133	31.8%
Land Acquisition and Conversion Fee	2016 -->	0	5,725,140	87,935,454	8.7%	11,046,064	55,682,322	862,274,113	6.5%
	2015 -->	0	509,705	7,803,703	0.9%	218,204	6,288,839	96,593,440	0.8%
Land Sales Tax	2016 -->	4,656,385	0	4,656,385	0.5%	22,372,461	0	22,372,461	0.2%
	2015 -->	1,843,259	0	1,843,259	0.2%	29,091,730	0	29,091,730	0.2%
Lease Period Extension Fee	2016 -->	0	5,000,000	76,750,000	7.6%	0	30,628,155	469,302,505	3.5%
	2015 -->	0	12,634,375	193,563,469	23.2%	0	71,323,333	1,092,878,001	9.0%
Non-Tourism Property Income	2016 -->	10,549,705	0	10,549,705	1.0%	116,347,040	30,953	116,820,058	0.9%
	2015 -->	8,531,923	0	8,531,923	1.0%	96,757,592	464,231	98,471,710	0.8%
Commercial Land Rent	2016 -->	9,269,219	0	9,269,219	0.9%	92,425,933	0	92,425,933	0.7%
	2015 -->	6,710,905	0	6,710,905	0.8%	70,062,408	450,155	71,560,458	0.6%
Government Buildings Rent	2016 -->	254,620	0	254,620	0.0%	3,635,237	0	3,635,237	0.0%
	2015 -->	508,166	0	508,166	0.1%	5,271,509	0	5,271,509	0.0%
Industrial Land Rent	2016 -->	236,921	0	236,921	0.0%	2,849,421	0	2,849,421	0.0%
	2015 -->	356,088	0	356,088	0.0%	3,521,521	0	3,521,521	0.0%
Long-term Agricultural Leased Islands Rent	2016 -->	652,128	0	652,128	0.1%	14,802,582	30,953	15,275,600	0.1%
	2015 -->	862,064	0	862,064	0.1%	17,229,145	14,076	17,445,211	0.1%
Uninhabited Islands Rent	2016 -->	130,817	0	130,817	0.0%	2,555,867	0	2,555,867	0.0%
	2015 -->	88,700	0	88,700	0.0%	595,009	0	595,009	0.0%
Other Non-Tourism Property Income	2016 -->	6,000	0	6,000	0.0%	78,000	0	78,000	0.0%
	2015 -->	6,000	0	6,000	0.0%	78,000	0	78,000	0.0%
Proceeds from Sale of Assets	2016 -->	1,214,646	0	1,214,646	0.1%	11,984,495	0	11,984,495	0.1%
	2015 -->	796,180	0	796,180	0.1%	6,321,785	0	6,321,785	0.1%
Sale of Government Land	2016 -->	1,012,899	0	1,012,899	0.1%	11,171,129	0	11,171,129	0.1%
	2015 -->	760,473	0	760,473	0.1%	5,678,221	0	5,678,221	0.0%
Other Proceeds from Sale of Assets	2016 -->	201,746	0	201,746	0.0%	813,367	0	813,367	0.0%
	2015 -->	35,706	0	35,706	0.0%	643,564	0	643,564	0.0%
Remittance Tax	2016 -->	6,822,074	0	6,822,074	0.1%	6,822,074	0	6,822,074	0.1%
	2015 -->	0	0	0	0.0%	0	0	0	0.0%
Resident Permit	2016 -->	24,282,800	0	24,282,800	2.4%	238,270,120	0	238,270,120	1.8%
	2015 -->	22,409,810	0	22,409,810	2.7%	226,358,820	0	226,358,820	1.9%
Revenue Stamp	2016 -->	3,388,678	0	3,388,678	0.3%	39,830,447	0	39,830,447	0.3%
	2015 -->	3,095,941	0	3,095,941	0.4%	34,887,199	0	34,887,199	0.3%
Royalties	2016 -->	7,543,964	63	7,544,931	0.7%	68,079,473	8,994	68,217,289	0.5%
	2015 -->	7,355,839	236	7,359,451	0.9%	72,367,745	16,962	72,627,479	0.6%
Duty Free Royalty	2016 -->	7,428,566	0	7,428,566	0.7%	66,981,342	0	66,981,342	0.5%
	2015 -->	7,316,141	0	7,316,141	0.9%	71,197,660	0	71,197,660	0.6%
Fuel Re-export Royalty	2016 -->	115,398	63	116,366	0.0%	1,098,131	8,994	1,235,946	0.0%
	2015 -->	39,697	236	43,310	0.0%	1,138,696	16,962	1,398,431	0.0%
Other Royalties	2016 -->	0	0	0	0.0%	0	0	0	0.0%
	2015 -->	0	0	0	0.0%	31,388	0	31,388	0.0%
Tourism Land Rent	2016 -->	0	3,033,242	46,560,241	4.6%	0	75,310,841	1,154,302,874	8.7%
	2015 -->	0	224,474	3,429,213	0.4%	22,134,730	59,070,633	932,714,485	7.7%
Tourism Tax	2016 -->	0	0	0	0.0%	0	9,983	152,967	0.0%
	2015 -->	0	5,463	83,722	0.0%	0	41,044	628,706	0.0%
Vehicle Fee	2016 -->	5,837,795	0	5,837,795	0.6%	69,632,419	0	69,632,419	0.5%
	2015 -->	5,269,860	0	5,269,860	0.6%	54,918,259	0	54,918,259	0.5%
Vessel Fee	2016 -->	1,696,122	19,000	1,987,327	0.2%	16,736,147	98,062	18,239,413	0.1%
	2015 -->	544,270	0	544,270	0.1%	6,256,511	0	6,256,511	0.1%
Others	2016 --								