



# MONTHLY REVENUE COLLECTION

## June 2019

**1.49 billion** **55.09 million**

Total Revenue Collection (MVR) for June 2019, inclusive of USD Collection | US Dollar Revenue Collection (USD) for June 2019

**15.4%**

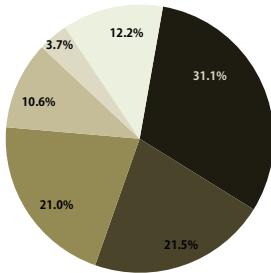
Total Revenue Collection Compared to June 2018

**9.0%**

Total Revenue Collection Compared to Forecast for June 2019

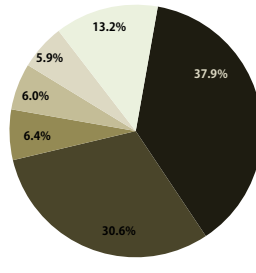
In comparison to June 2018, increment was observed for GST, BPT, Tourism Land rent and Bank Profit Tax. Additionally, compared to June 2018, favorable outcome for BPT and Tourism Land Rent is due to the fact that, deadline for BPT final payment and Tourism Land Rent in June 2018 was extended to July 2018 as the initial deadline fell to a public holiday. Furthermore, due to substantial increment in BPT and Bank Profit Tax, actual revenue is higher than the forecasted revenue.

### Contribution to Total Revenue



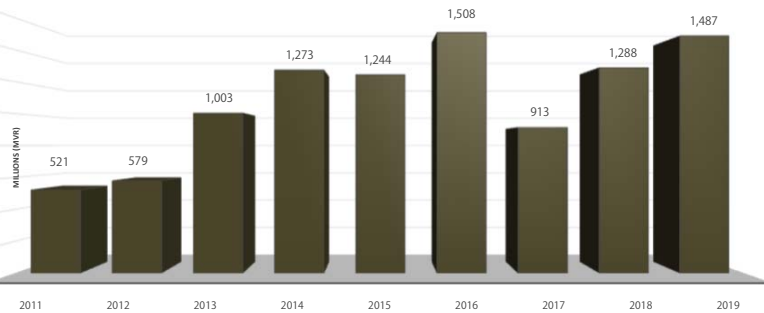
- Goods and Services Tax
- Business Profit Tax
- Tourism Land Rent
- Bank Profit Tax
- Airport Service Charge
- Others

### Contribution to US\$ Revenue



- Tourism Land Rent
- Goods and Services Tax
- Airport Service Charge
- Others

### Collection of June 2011 - 2019



	June 2019				January - June			
	MVR	USD	Total (MVR)	Share of Revenue	MVR	USD	Total (MVR)	Share of Revenue
<b>Tax Revenues</b>	2019 → 583,955,773	30,743,105	1,055,505,451	71.0%	2,988,113,094	261,816,912	7,004,060,546	79.6%
	2018 → 459,772,348	25,353,325	846,914,316	65.9%	2,902,243,192	248,942,487	6,722,971,690	79.1%
<b>Airport Service Charge</b>	2019 → 0	3,542,797	54,329,154	3.7%	0	25,094,479	384,834,098	4.4%
	2018 → 0	3,041,825	46,650,754	3.6%	0	22,060,518	338,496,493	4.0%
<b>Bank Profit Tax</b>	2019 → 157,519,105	0	157,519,105	10.6%	177,623,925	0	177,623,925	2.0%
	2018 → 114,978,921	0	114,978,921	8.9%	214,953,901	0	214,953,901	2.5%
<b>Business Profit Tax</b>	2019 → 212,308,835	7,028,212	320,118,960	21.5%	1,250,945,432	22,707,703	1,588,236,465	18.1%
	2018 → 133,049,314	1,889,278	162,049,209	12.6%	1,141,292,202	16,910,329	1,400,882,824	16.5%
<b>BPT</b>	2019 → 167,535,724	7,028,212	275,345,849	18.5%	858,113,050	22,707,703	1,195,406,084	13.6%
	2018 → 96,919,622	1,834,922	125,085,147	9.7%	775,135,901	16,747,259	1,032,227,211	12.2%
<b>Withholding Tax</b>	2019 → 44,773,111	0	44,773,111	3.0%	392,832,382	0	392,832,382	4.5%
	2018 → 36,129,692	54,356	36,964,062	2.9%	366,156,301	163,069	368,655,612	4.3%
<b>Green Tax</b>	2019 → 0	3,293,703	50,548,911	3.4%	0	29,527,243	452,975,870	5.1%
	2018 → 1,712	3,535,032	54,268,645	4.2%	52,459	29,310,671	449,861,713	5.3%
<b>Goods and Services Tax</b>	2019 → 203,188,960	16,878,393	462,050,448	31.1%	1,482,253,345	185,187,307	4,323,097,043	49.7%
	2018 → 196,731,250	16,886,958	465,952,074	35.4%	1,448,700,184	180,660,737	4,221,528,752	49.7%
<b>Goods and Services Tax (General)</b>	2019 → 203,188,960	0	203,188,960	13.7%	1,482,253,345	0	1,482,253,345	16.8%
	2018 → 196,714,257	0	196,714,257	15.3%	1,448,446,572	0	1,448,446,572	17.1%
<b>Goods and Services Tax (Tourism Sector)</b>	2019 → 0	16,878,393	258,861,489	17.4%	0	185,187,307	2,840,843,698	32.3%
	2018 → 16,993	16,886,958	259,237,817	20.1%	253,613	180,660,737	2,773,082,181	32.6%
<b>Land Sales Tax</b>	2019 → 1,222,167	0	1,222,167	0.1%	9,249,974	0	9,249,974	0.1%
	2018 → 1,222,167	0	1,222,167	0.1%	16,783,182	0	16,783,182	0.2%
<b>Remittance Tax</b>	2019 → 9,019,575	0	9,019,575	0.6%	53,480,190	180	53,480,190	0.6%
	2018 → 9,434,251	0	9,434,251	0.7%	56,321,446	0	56,321,446	0.7%
<b>Revenue Stamp</b>	2019 → 355,440	0	355,440	0.0%	14,560,228	0	14,560,228	0.2%
	2018 → 4,354,734	0	4,354,734	0.3%	24,139,819	0	24,139,819	0.3%
<b>Fees and Charges</b>	2019 → 66,013,072	24,349,856	431,221,790	29.0%	476,276,784	86,333,600	1,793,602,594	20.4%
	2018 → 62,209,696	24,523,572	438,862,056	34.1%	450,752,185	85,946,725	1,771,415,569	20.9%
<b>Airport Development Fee</b>	2019 → 0	3,228,354	49,770,496	3.3%	0	24,841,763	382,263,361	4.3%
	2018 → 0	3,044,778	46,910,864	3.6%	0	22,071,592	340,177,345	4.0%
<b>Construction Period Extension Fee</b>	2019 → 0	0	0	0.0%	0	2,205,000	33,821,384	0.4%
	2018 → 0	780,000	11,972,500	0.9%	0	2,220,000	34,061,850	0.4%
<b>Corporate Social Responsibility Fee</b>	2019 → 0	0	0	0.0%	0	0	0	0.0%
	2018 → 0	0	0	0.0%	0	500,000	7,680,000	0.1%
<b>Business Permits</b>	2019 → 2,014,647	9,350	2,127,358	0.1%	25,514,581	260,380	29,475,864	0.3%
	2018 → 1,389,890	8,975	1,527,626	0.1%	26,806,358	190,355	29,726,565	0.3%
<b>Import Trade Fee</b>	2019 → 569,150	0	569,150	0.0%	4,906,085	0	4,906,085	0.1%
	2018 → 412,170	0	412,170	0.0%	4,753,795	0	4,753,795	0.1%
<b>Company Annual Fee</b>	2019 → 419,630	0	419,630	0.0%	14,020,508	0	14,020,508	0.2%
	2018 → 214,000	0	214,000	0.0%	13,895,970	0	13,895,970	0.2%
<b>Company Registration Fee</b>	2019 → 277,179	0	277,179	0.0%	1,290,353	0	1,290,353	0.0%
	2018 → 85,165	0	85,165	0.0%	2,203,936	0	2,203,936	0.0%
<b>Restaurant, Café, Canteen Fee</b>	2019 → 143,000	0	143,000	0.0%	991,070	0	991,070	0.0%
	2018 → 88,115	0	88,115	0.0%	1,017,240	0	1,017,240	0.0%
<b>Foreign Investment Administration Fee</b>	2019 → 0	8,000	92,000	0.0%	123,360	48,000	828,673	0.0%
	2018 → 61,680	8,000	184,460	0.0%	277,560	54,000	1,106,500	0.0%
<b>Tourism Registration and License Fee</b>	2019 → 15,100	1,350	35,811	0.0%	422,000	212,380	3,677,969	0.0%
	2018 → 10,000	975	24,956	0.0%	382,400	136,355	2,475,667	0.0%
<b>Other Business Permits</b>	2019 → 590,588	0	590,588	0.0%	3,761,205	0	3,761,205	0.0%
	2018 → 518,760	0	518,760	0.0%	4,275,456	0	4,275,456	0.1%
<b>Fines</b>	2019 → 7,713,204	100,859	9,013,606	0.6%	73,551,997	2,268,088	108,062,674	1.2%
	2018 → 6,938,583	273,879	11,142,478	0.9%	70,079,014	3,285,110	120,428,049	1.4%
<b>Land Acquisition and Conversion Fee</b>	2019 → 0	127,127	1,950,222	0.1%	0	471,614	7,232,598	0.1%
	2018 → 0	1,157,447	17,764,666	1.4%	1,372,399	7,826,506	121,521,729	1.4%
<b>Lease Period Extension Fee</b>	2019 → 0	0	0	0.0%	0	5,000,000	76,500,000	0.9%
	2018 → 0	0	0	0.0%	0	0	0	0.0%
<b>Non-Tourism Property Income</b>	2019 → 10,653,761	0	10,653,761	0.7%	66,478,925	30,850	66,952,233	0.8%
	2018 → 11,254,037	0	11,254,037	0.9%	70,013,781	110,609	71,708,554	0.8%
<b>Commercial Land Rent</b>	2019 → 8,288,934	0	8,288,934	0.6%	46,802,601	0	46,802,601	0.5%
	2018 → 9,100,206	0	9,100,206	0.7%	50,470,716	0	50,470,716	0.6%
<b>Government Buildings Rent</b>	2019 → 237,120	0	237,120	0.0%	1,689,220	0	1,689,220	0.0%
	2018 → 219,620	0	219,620	0.0%	1,753,620	0	1,753,620	0.0%
<b>Industrial Land Rent</b>	2019 → 613,556	0	613,556	0.0%	4,047,929	0	4,047,929	0.0%
	2018 → 570,277	0	570,277	0.0%	3,877,842	0	3,877,842	0.0%
<b>Long-term Agricultural Leased Islands Rent</b>	2019 → 1,506,151	0	1,506,151	0.1%	8,366,415	30,850	8,841,722	0.1%
	2018 → 1,283,643	0	1,283,643	0.1%	7,604,604	110,609	9,299,377	0.1%
<b>Uninhabited Islands Rent</b>	2019 → 2,000	0	2,000	0.0%	5,534,761	0	5,534,761	0.1%
	2018 → 74,290	0	74,290	0.0%	6,270,999	0	6,270,999	0.1%
<b>Other Non-Tourism Property Income</b>	2019 → 6,000	0	6,000	0.0%	36,000	0	36,000	0.0%
	2018 → 6,000	0	6,000	0.0%	36,000	0	36,000	0.0%
<b>Proceeds from Sale of Assets</b>	2019 → 335,674	0	335,674	0.0%	7,621,870	0	7,621,870	0.1%
	2018 → 3,874,177	0	3,874,177	0.3%	13,006,659	0	13,006,659	0.2%
<b>Sale of Government Land</b>	2019 → 273,022	0	273,022	0.0%	7,281,485	0	7,281,485	0.1%
	2018 → 3,832,241	0	3,832,241	0.3%	12,509,849	0	12,509,849	0.1%
<b>Other Proceeds from Sale of Assets</b>	2019 → 62,652	0	62,652	0.0%	340,385	0	340,385	0.0%
	2018 → 41,936	0	41,936	0.0%	496,809	0	496,809	0.0%
<b>Resident Permit</b>	2019 → 22,307,060	0	22,307,060	1.5%	152,490,300	0	152,490,300	1.7%
	2018 → 18,426,500	0	18,426,500	1.4%	140,459,250	0	140,459,250	1.7%
<b>Royalties</b>	2019 → 6,580,651	383	6,586,530	0.4%	51,174,007	6,427	51,272,589	0.6%
	2018 → 5,670,923	494	5,678,512	0.4%	40,004,025	5,532	40,088,961	0.5%
<b>Duty Free Royalty</b>	2019 → 6,580,651	0	6,580,651	0.4%	51,174,007	0	51,174,007	0.6%
	2018 → 5,670,923	0	5,670,923	0.4%	40,004,025	0	40,004,025	0.5%
<b>Fuel Re-export Royalty</b>	2019 → 0	383	7,589	0.0%	0	6,427	98,582	0.0%
	2018 → 0	494	7,589	0.0%	0	5,532	84,935	0.0%
<b>Ownership Transfer Tax</b>	2019 → 0	0	0	0.0%	0	15,000	230,350	0.0%
	2018 → 0	0	0	0.0%	0	25,000	383,500	0.0%
<b>Tourism Land Rent</b>	2019 → 0	20,869,082	311,846,513	21.0%	0	50,839,996	772,190,480	8.8%
	2018 → 0	19,022,492	292,038,997	22.7%	0	48,526,397	744,964,824	8.8%
<b>Tourism Administration Fee</b>	2019 → 0	0	0	0.0%	0	200,000	3,064,000	0.0%
	2018 → 0	200,000	3,071,000	0.2%	0	800,000	12,281,000	0.1%
<b>Vehicle Fee</b>	2019 → 9,347,991	0	9,347,991	0.6%	57,285,047	0	57,285,047	0.7%
	2018 → 6,381,499	0	6,381,499	0.5%	47,172,650	0	47,172,650	0.6%
<b>Vessel Fee</b>	2019 → 1,701,620	10,500	1,862,795	0.1%	12,757,225	95,000	14,214,533	0.2%
	2018 → 1,549,690	10,500	1,711					