



MONTHLY REVENUE COLLECTION

June 2019

1.60 billion

61.5 million

24.0%

17.1%

Total Revenue Collection (MVR) for June 2019, inclusive of USD Collection

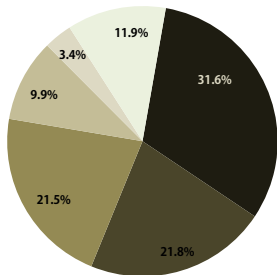
US Dollar Revenue Collection (USD) for June 2019

Total Revenue Collection Compared to June 2018

Total Revenue Collection Compared to Forecast for June 2019

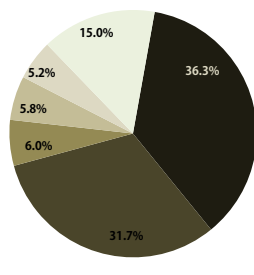
In comparison to June 2018, increment was observed for GST, BPT, Tourism Land rent and Bank Profit Tax. Additionally, compared to June 2018, favorable outcome for BPT and Tourism Land Rent is due to the fact that, deadline for BPT final payment and Tourism Land Rent in June 2018 was extended to July 2018 as the initial deadline fell to a public holiday. Furthermore, due to substantial increment in BPT and Bank Profit Tax, actual revenue is higher than the forecasted revenue.

Contribution to Total Revenue



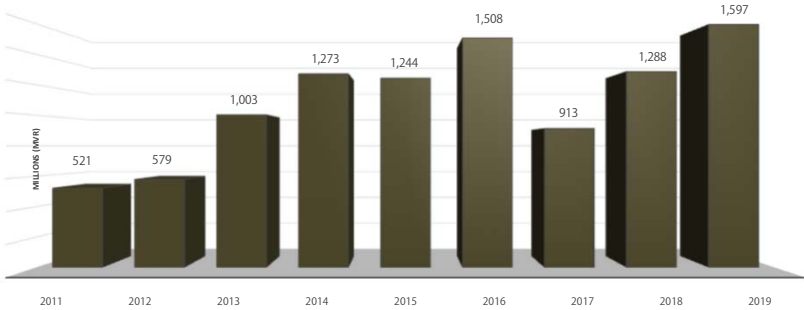
- Goods and Services Tax
- Business Profit Tax
- Tourism Land Rent
- Bank Profit Tax
- Airport Service Charge
- Others

Contribution to US\$ Revenue



- Tourism Land Rent
- Goods and Services Tax
- Green Tax
- Airport Service Charge
- Airport Development Fee
- Others

Collection of June 2011 - 2019



Business Permits: Company Annual Fee, Company Registration Fee, Co-operative Society Registration Fee, Co-operative Society Annual Fee, Foreign Business Fee,

Foreign Investment Administration Fee, Import Trade Fee, Trade Registry Fee, Restaurant, Café, Canteen Fee, Partnership Annual Fee, Dive school Registration Fee,

Guest House Registration Fee, Other Registrations & License Fees, Motor Vehicle and Vessel Registration Fee, Sale of Tender Documents, Bank Mortgage Registration Fee,

Sole Traders Registration Fee, Sale of pass

Royalties: Duty Free Royalty, Fishing Royalty, Foreign Investment Royalty, Fuel Re-export Royalty, Re-export Royalty, Skipjack Industry Royalty, Yellowfin Tuna Export Royalty

Non-Tourism Property Income: Commercial Land Rent, Government Buildings Rent, Long-Term Agricultural Leased Islands Rent, Rent from Floating Jetty, Uninhabited Islands Rent

Proceeds from Sale of Assets: Sale of Government Buildings, Sale of Government Land, Sale of Items at Auction

Others: Reimbursement from previous year budget, Sadaqah, Repayment of student loan

		June 2019			January - June		
		MVR	USD	Total (MVR)	MVR	USD	Total (MVR)
Tax Revenues	2019 →	586,574,650	35,532,053	1,131,961,723	2,990,731,971	266,606,763	7,080,534,536
	2018 →	459,726,316	25,329,919	848,505,278	2,905,795,578	249,518,047	6,735,278,317
Airport Service Charge	2019 →	0	3,542,797	54,329,154	0	25,095,382	384,851,381
	2018 →	0	3,041,765	46,661,145	0	22,060,328	338,475,343
Bank Profit Tax	2019 →	157,519,105	0	157,519,105	177,623,925	0	177,623,925
	2018 →	114,978,921	0	114,978,921	214,953,901	0	214,953,901
Business Profit Tax	2019 →	212,208,835	8,832,471	347,928,467	1,250,945,432	23,811,962	1,616,048,116
	2018 →	133,049,314	1,889,278	162,049,191	1,141,044,876	16,923,618	1,400,840,396
BPT	2019 →	167,535,724	8,832,471	303,155,356	858,113,500	23,811,962	1,223,215,734
	2018 →	96,919,622	1,834,922	125,085,130	774,888,575	16,760,548	1,032,184,784
Withholding Tax	2019 →	44,773,111	0	44,773,111	392,832,382	0	392,832,382
	2018 →	36,129,692	54,356	36,964,062	366,156,301	163,069	368,655,612
Green Tax	2019 →	0	3,678,405	56,458,210	0	29,911,945	458,876,896
	2018 →	1,712	3,535,032	54,256,420	6,644	29,515,940	449,877,620
Goods and Services Tax	2019 →	205,807,837	19,478,380	504,787,914	31.6%	1,484,872,222	187,787,294
	2018 →	196,685,118	16,863,844	455,539,538	35.4%	1,452,546,479	181,217,929
Goods and Services Tax (General)	2019 →	205,807,837	0	205,807,837	12.9%	1,484,872,222	0
	2018 →	196,668,125	0	196,668,125	15.3%	1,452,364,893	0
Goods and Services Tax (Tourism Sector)	2019 →	0	19,478,380	298,980,078	18.7%	0	187,787,294
	2018 →	16,993	16,863,844	258,871,413	20.1%	181,586	181,217,929
Land Sales Tax	2019 →	1,563,858	0	1,563,858	0.1%	9,249,974	0
	2018 →	1,222,167	0	1,222,167	0.1%	16,783,182	0
Remittance Tax	2019 →	9,019,575	0	9,019,575	0.6%	53,480,190	180
	2018 →	9,434,251	0	9,434,251	0.7%	56,321,446	0
Revenue Stamp	2019 →	355,440	0	355,440	0.0%	14,560,228	0
	2018 →	4,354,834	0	4,354,834	0.3%	24,139,049	0
Non-Tax Revenues	2019 →	66,130,784	25,973,896	464,888,706	29.1%	476,405,546	88,011,107
	2018 →	62,219,436	24,546,746	439,250,342	34.1%	450,946,638	85,398,375
Airport Development Fee	2019 →	0	3,228,354	49,770,496	3.1%	0	24,841,711
	2018 →	0	3,044,718	46,949,552	3.6%	0	22,071,745
Construction Period Extension Fee	2019 →	0	0	0	0.0%	2,205,000	33,821,384
	2018 →	0	780,000	11,972,550	0.9%	0	2,220,000
Corporate Social Responsibility Fee	2019 →	0	0	0	0.0%	0	0
	2018 →	0	0	0	0.0%	500,000	7,680,000
Business Permits	2019 →	2,018,251	9,350	2,161,633	0.1%	25,518,185	260,380
	2018 →	1,369,899	8,975	1,527,873	0.1%	29,733,161	190,355
Import Trade Fee	2019 →	569,150	0	569,150	0.0%	4,906,085	0
	2018 →	412,170	0	412,170	0.0%	4,756,210	0
Company Annual Fee	2019 →	419,630	0	419,630	0.0%	14,020,508	0
	2018 →	214,000	0	214,000	0.0%	13,898,570	0
Company Registration Fee	2019 →	277,179	0	277,179	0.0%	1,290,353	0
	2018 →	85,165	0	85,165	0.0%	2,203,936	0
Restaurant, Café, Canteen Fee	2019 →	143,000	0	143,000	0.0%	991,070	0
	2018 →	88,115	0	88,115	0.0%	1,015,240	0
Foreign Investment Administration Fee	2019 →	0	8,000	122,680	0.0%	123,360	48,000
	2018 →	61,680	8,000	184,460	0.0%	277,560	54,000
Tourism Registration and License Fee	2019 →	15,100	1,350	35,802	0.0%	422,000	212,380
	2018 →	10,000	975	24,956	0.0%	382,400	136,355
Other Business Permits	2019 →	594,192	0	594,192	0.0%	3,764,809	0
	2018 →	516,760	0	516,760	0.0%	4,276,456	0
Fines	2019 →	7,825,345	239,292	11,498,029	0.7%	73,663,838	2,406,331
	2018 →	6,941,052	297,112	11,501,249	0.9%	70,180,581	2,736,607
Land Acquisition and Conversion Fee	2019 →	0	127,127	1,949,523	0.1%	0	471,614
	2018 →	0	1,157,447	17,764,666	1.4%	1,372,399	7,826,506
Lease Period Extension Fee	2019 →	0	0	0	0.0%	0	5,000,000
	2018 →	0	0	0	0.0%	0	0
Non-Tourism Property Income	2019 →	10,653,761	0	10,653,761	0.7%	66,478,925	30,850
	2018 →	11,254,037	0	11,254,037	0.9%	70,705,921	110,699
Commercial Land Rent	2019 →	8,288,934	0	8,288,934	0.5%	46,802,601	0
	2018 →	9,100,206	0	9,100,206	0.7%	50,470,716	0
Government Buildings Rent	2019 →	237,120	0	237,120	0.0%	1,689,220	0
	2018 →	219,620	0	219,620	0.0%	1,753,620	0
Industrial Land Rent	2019 →	613,556	0	613,556	0.0%	4,047,929	0
	2018 →	570,277	0	570,277	0.0%	3,877,842	0
Long-term Agricultural Leased Islands Rent	2019 →	1,506,151	0	1,506,151	0.1%	8,368,415	30,850
	2018 →	1,283,643	0	1,283,643	0.1%	7,604,604	110,609
Uninhabited Islands Rent	2019 →	2,000	0	2,000	0.0%	5,534,761	0
	2018 →	74,290	0	74,290	0.0%	6,270,999	0
Other Non-Tourism Property Income	2019 →	6,000	0	6,000	0.0%	36,000	0
	2018 →	6,000	0	6,000	0.0%	36,000	0
Proceeds from Sale of Assets	2019 →	335,674	0	335,674	0.0%	7,621,870	0
	2018 →	3,874,177	0	3,874,177	0.3%	13,006,659	0
Sale of Government Land	2019 →	273,022	0	273,022	0.0%	7,281,485	0
	2018 →	3,832,241	0	3,832,241	0.3%	12,509,849	0
Other Proceeds from Sale of Assets	2019 →	62,652	0	62,652	0.0%	340,385	0
	2018 →	41,936	0	41,936	0.0%	496,809	0
Resident Permit	2019 →	22,307,060	0	22,307,060	1.4%	152,490,300	0
	2018 →	18,426,500	0	18,426,500	1.4%	140,460,000	0
Royalties	2019 →	6,580,651	383	6,580,651	0.4%	51,174,007	6,427
	2018 →	5,670,923	494	5,678,508	0.4%	40,004,025	5,532