

276.04 million

Total Revenue Collection (MVR) for June 2020, inclusive of USD Collection

7.42 million

US Dollar Revenue Collection (USD) for June 2020

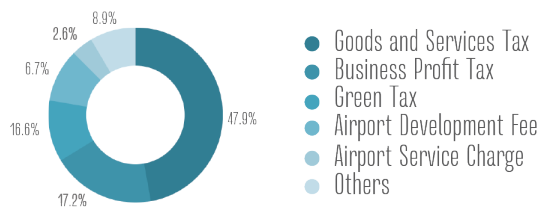
82.7%

A reduction of 82.7% was recorded for June 2020 compared to June 2019

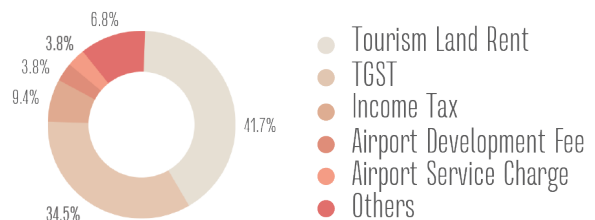


As a preventive measure against Covid-19 Pandemic, lockdown was initiated by the government, hence all the tax deadlines have been extended until the re-opening of MIRA, which resulted the decrement in June 2020's revenue compared to June 2019.

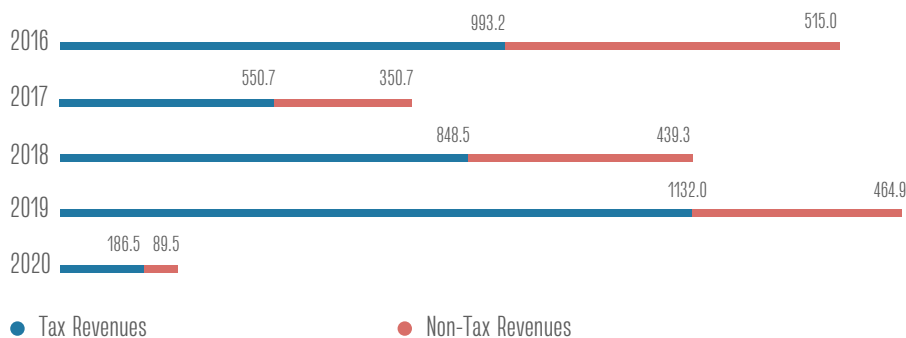
Contribution to Total Revenue



Contribution to US\$ Revenue



Collection of June 2016 -2020 (in million)



		June 2020				January - June 2020			
		MVR	USD	Total (MVR)	Share of Revenue	MVR	USD	Total (MVR)	Share of Revenue
Tax Revenues	2020 →	128,275,727	3,795,749	186,505,418	67.6%	1,876,267,763	159,993,800	4,329,327,517	80.9%
	2019 →	586,574,650	35,532,053	1,131,961,723	70.9%	2,990,813,858	266,606,763	7,080,616,422	79.5%
Airport Service Charge	2020 →	0	282,870	4,339,686	1.6%	0	15,685,555	240,361,183	4.5%
	2019 →	0	3,542,797	54,329,154	3.4%	0	25,095,382	384,851,381	4.3%
Business Profit Tax	2020 →	2,184,630	695,680	12,856,360	4.7%	666,870,691	17,815,744	940,111,780	17.6%
	2019 →	167,535,724	8,832,471	303,155,356	19.0%	858,142,488	23,811,962	1,223,245,172	13.9%
Income Tax	2020 →	33,101,394	0	33,101,394	12.0%	301,705,469	0	301,705,469	5.6%
	2019 →	202,292,216	0	202,292,216	12.7%	570,391,239	0	570,391,239	6.4%
Non-resident Withholding Tax	2020 →	22,832,792	0	22,832,792	8.3%	289,411,922	0	289,411,922	5.4%
	2019 →	44,773,111	0	44,773,111	2.8%	392,767,314	0	392,767,314	4.4%
Individual Income Tax	2020 →	2,323,846	0	2,323,846	0.8%	2,024,945	0	2,024,945	0.0%
	2019 →	0	0	0	0.0%	0	0	0	0.0%
Employee Withholding Tax	2020 →	2,323,846	0	2,323,846	0.8%	4,348,791	0	4,348,791	0.1%
	2019 →	0	0	0	0.0%	0	0	0	0.0%
Individual Income Tax	2020 →	0	0	0	0.0%	0	0	0	0.0%
	2019 →	0	0	0	0.0%	0	0	0	0.0%
Bank Profit Tax	2020 →	7,944,756	0	7,944,756	2.9%	7,944,756	0	7,944,756	0.1%
	2019 →	157,519,105	0	157,519,105	9.9%	177,623,925	0	177,623,925	2.0%
Green Tax	2020 →	0	256,623	3,936,607	1.4%	0	18,502,111	283,659,059	5.3%
	2019 →	0	3,678,405	56,458,210	3.5%	0	29,911,945	458,885,169	5.2%
Goods and Services Tax	2020 →	92,972,643	2,560,577	132,254,311	47.9%	895,981,565	107,990,390	2,551,779,987	47.7%
	2019 →	205,807,837	19,478,380	504,787,914	31.6%	1,484,989,626	187,787,294	4,365,950,203	49.0%
Goods and Services Tax (General)	2020 →	92,972,643	0	92,972,643	33.7%	895,981,565	0	895,981,565	16.7%
	2019 →	205,807,837	0	205,807,837	12.9%	1,484,989,626	0	1,484,989,626	16.7%
Goods and Services Tax (Tourism Sector)	2020 →	0	2,560,577	39,281,668	14.2%	0	107,990,390	1,655,798,422	30.9%
	2019 →	0	19,478,380	298,980,078	18.7%	0	187,787,294	2,880,960,573	32.3%
Land Sales Tax	2020 →	0	0	0	0.0%	794,758	0	794,758	0.0%
	2019 →	1,563,858	0	1,563,858	0.1%	9,249,974	0	9,249,974	0.1%
Remittance Tax	2020 →	0	0	0	0.0%	8,970,164	0	8,970,164	0.2%
	2019 →	9,019,575	0	9,019,575	0.6%	53,480,190	180	53,482,944	0.6%
Revenue Stamp	2020 →	17,061	0	17,061	0.0%	1,945,116	0	1,945,116	0.0%
	2019 →	355,440	0	355,440	0.0%	14,560,341	0	14,560,341	0.2%
Non-Tax Revenues	2020 →	33,879,223	3,629,168	89,535,660	32.4%	294,809,554	47,378,736	1,022,598,773	19.1%
	2019 →	66,130,784	25,973,896	464,888,706	29.1%	476,307,828	88,011,107	1,827,956,534	20.5%
Airport Development Fee	2020 →	0	285,420	4,397,752	1.6%	0	15,718,713	242,365,295	4.5%
	2019 →	0	3,228,354	49,770,496	3.1%	0	24,841,711	383,027,045	4.3%
Construction Period Extension Fee	2020 →	0	0	0	0.0%	0	0	0	0.0%
	2019 →	0	0	0	0.0%	0	2,205,000	33,821,384	0.4%
Corporate Social Responsibility Fee	2020 →	0	186,000	2,853,240	1.0%	0	1,084,000	16,625,630	0.3%
	2019 →	0	0	0	0.0%	0	0	0	0.0%
Business Permits	2020 →	913,808	10,000	1,030,208	0.4%	14,934,347	195,240	17,918,477	0.3%
	2019 →	2,018,251	9,350	2,161,633	0.1%	25,510,485	260,380	29,502,438	0.3%
Company Annual Fee	2020 →	326,000	0	326,000	0.1%	11,352,720	0	11,352,720	0.2%
	2019 →	419,630	0	419,630	0.0%	14,014,278	0	14,014,278	0.2%
Company Registration Fee	2020 →	66,300	0	66,300	0.0%	510,320	0	510,320	0.0%
	2019 →	277,179	0	277,179	0.0%	1,291,583	0	1,291,583	0.0%
Foreign Investment Administration Fee	2020 →	0	10,000	153,400	0.1%	231,300	58,000	1,120,960	0.0%
	2019 →	0	8,000	122,680	0.0%	123,360	48,000	859,353	0.0%
Tourism Registration and License Fee	2020 →	0	0	0	0.0%	162,000	137,240	2,297,471	0.0%
	2019 →	15,100	1,350	35,802	0.0%	422,000	212,380	3,677,959	0.0%
Other Business Permits	2020 →	521,508	0	484,508	0.2%	2,678,007	0	2,641,007	0.0%
	2019 →	1,306,342	0	1,306,342	0.1%	9,659,264	0	9,659,264	0.1%
Fines	2020 →	3,927,368	50,559	4,702,950	1.7%	39,352,667	1,252,574	58,551,164	1.1%
	2019 →	7,825,345	239,292	11,498,029	0.7%	73,501,938	2,406,331	110,382,084	1.2%
Land Acquisition and Conversion Fee	2020 →	0	0	0	0.0%	0	139,786	2,146,407	0.0%
	2019 →	0	127,127	1,949,523	0.1%	0	471,614	7,231,899	0.1%
Lease Period Extension Fee	2020 →	0	0	0	0.0%	0	5,000,000	76,800,000	1.4%
	2019 →	0	0	0	0.0%	0	5,000,000	76,500,000	0.8%
Non-Tourism Property Income	2020 →	482,115	0	482,115	0.2%	36,778,860	0	36,778,860	0.7%
	2019 →	10,653,761	0	10,653,761	0.7%	66,502,022	30,850	66,975,330	0.8%
Commercial Land Rent	2020 →	222,151	0	222,151	0.1%	27,556,415	0	27,556,415	0.5%
	2019 →	8,288,934	0	8,288,934	0.5%	46,802,601	0	46,802,601	0.5%
Government Buildings Rent	2020 →	0	0	0	0.0%	720,860	0	720,860	0.0%
	2019 →	237,120	0	237,120	0.0%	1,689,220	0	1,689,220	0.0%
Industrial Land Rent	2020 →	28,585	0	28,585	0.0%	2,940,497	0	2,940,497	0.1%
	2019 →	613,556	0	613,556	0.0%	4,047,929	0	4,047,929	0.0%
Long-term Agricultural Leased Islands Rent	2020 →	231,379	0	231,379	0.1%	4,103,192	0	4,103,192	0.1%
	2019 →	1,506,151	0	1,506,151	0.1%	8,368,415	30,850	8,941,722	0.1%
Uninhabited Islands Rent	2020 →	0	0	0	0.0%	1,457,896	0	1,457,896	0.0%
	2019 →	2,000	0	2,000	0.0%	5,537,858	0	5,537,858	0.1%
Other Non-Tourism Property Income	2020 →	0	0	0	0.0%	0	0	0	0.0%
	2019 →	6,000	0	6,000	0.0%	36,000	0	36,000	0.0%
Proceeds from Sale of Assets	2020 →	0	0	0	0.0%	3,907,603	0	3,907,603	0.1%
	2019 →	335,674	0	335,674	0.0%	7,621,870	0	7,621,870	0.1%
Sale of Government Land	2020 →	0	0	0	0.0%	3,806,378	0	3,806,378	0.1%
	2019 →	273,022	0	273,022	0.0%	7,281,485	0	7,281,485	0.1%
Other Proceeds from Sale of Assets	2020 →	0	0	0	0.0%	101,225	0	101,225	0.0%
	2019 →	62,652	0	62,652	0.0%	340,385	0	340,385	0.0%
Resident Permit	2020 →	18,457,500	0	18,457,500	6.7%	108,229,810	0	108,229,810	2.0%
	2019 →	22,307,060	0	22,307,060	1.4%	152,531,210	0	152,531,210	1.7%
Royalties	2020 →	6,580,651	383	6,586,530	0.4%	21,405,230	5,672	21,492,207	0.4%
	2019 →	6,580,651	0	6,580,651	0.4%	51,206,204	6,427	51,304,786	0.6%
Duty Free Royalty	2020 →	0	0	0	0.0%	21,405,230	0	21,405,230	0.4%
	2019 →	6,580,651	0	6,580,651	0.4%	51,206,204	0	51,206,204	0.6%
Fuel Re-export Royalty	2020 →	0	0	0	0.0%	0	5,672	86,977	0.0%
	2019 →	0	383	5,879	0.0%	0	6,427	98,582	0.0%
Ownership Transfer Tax	2020 →	0	0	0	0.0%	0	0	0	0.0%
	2019 →	0	0	0	0.0%	0	15,000	230,350	0.0%
Tourism Land Rent	2020 →	0	3,097,139	47,512,694	17.2%	23,919,465	366,611,423	6.9%	
	2019 →	0	22,354,689	342,990,394	21.5%	0	52,379,298	803,347,267	9.0%
Tourism Administration Fee	2020 →	0	0	0	0.0%	0	0	0	0.0%
	2019 →	0	0	0	0.0%	0	200,000	3,064,000	0.0%
Vehicle Fee	2020 →	7,192,812	0	7,192,812	2.6%	40,862,469	0	40,862,469	0.8%
	2019 →	9,347,991	0	9,347,991	0.6%	57,260,477	0	57,260,477	0.6%
Vessel Fee	2020 →	806,170	10,500	1,862,795	0.3%	7,769,387	53,500	8,590,002	0.2%
	2019 →	1,701,620	0	1,862,795	0.1%	12,754,725	95,000	14,213,033	0.2%
Zakat al-mal	2020 →	2,097,817	50	2,098,585	0.8%	21,189,019	2,286	21,224,112	0.4%
	2019 →	5,203,997	200	5,207,667	0.3%	28,585,265	2,962	28,631,029	0.3%
Others	2020 →	1,633	0	1,633	0.0%	380,163	7,500	495,313	0.0%
	2019 →	156,434	4,000	217,254	0.0%	833,631	96,514	2,313,331	0.0%
Total	2020 →	162,154,951	7,424,918	276,041,878		2,171,077,317	207,372,536	5,351,926,290	
	2019 →	652,705,434	61,595,949	1,596,850,430		3,467,121,685	354,617,870	8,908,572,956	

Collections are deposited to the Public Bank Account and transaction-level details of such deposits are furnished by the councils.

Disbonored cheques are adjusted in the month to which the respective payment belongs.

Note: Arrows indicate movement compared to corresponding period of previous year.