



MONTHLY REVENUE COLLECTION

July 2019

2.16 billion

50.6 million

1.2%

-1.3%

Total Revenue Collection (MVR) for July 2019, inclusive of USD Collection

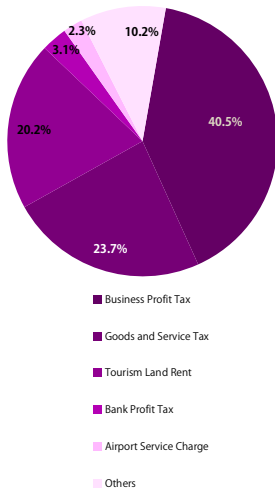
US Dollar Revenue Collection (USD) for July 2019

Total Revenue Collection Compared to July 2018

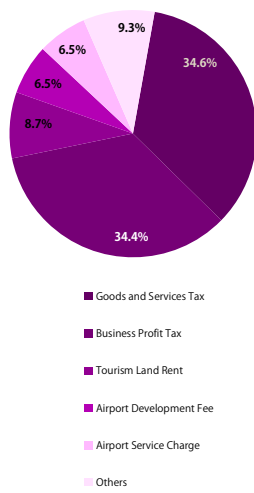
Total Revenue Collection Compared to Forecast for July 2019

Revenue collection of July 2019 is slightly higher than July 2018, due to increase in TGST, Green Tax and Bank Profit Tax. However, compared to projection, revenue of July 2019 declined as BPT and GST fell below the forecasted revenue.

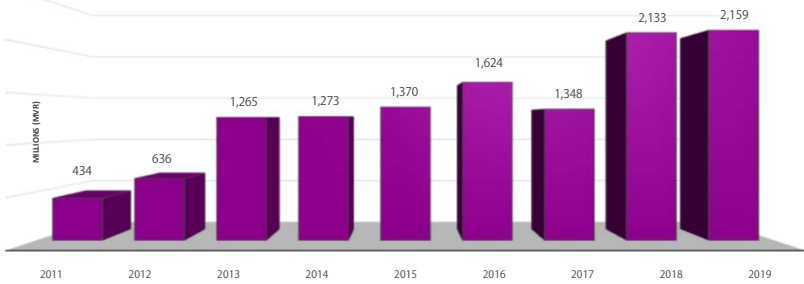
Contribution to Total Revenue



Contribution to US\$ Revenue



Collection of July 2011 - 2019



Business Permits: Company Annual Fee, Company Registration Fee, Co-operative Society Registration Fee, Co-operative Society Annual Fee, Foreign Business Fee, Foreign Investment Administration Fee, Import Trade Fee, Trade Registry Fee, Restaurant, Café, Canteen Fee, Partnership Annual Fee, Dive school Registration Fee, Guest House Registration Fee, Other Registrations & License Fees, Motor Vehicle and Vessel Registration Fee, Sale of Tender Documents, Bank Mortgage Registration Fee, Sole Traders Registration Fee, Sale of pass

Royalties: Duty Free Royalty, Fishing Royalty, Foreign Investment Royalty, Fuel Re-export Royalty, Re-export Royalty, Skipjack Industry Royalty, Yellowfin Tuna Export Royalty

Non-Tourism Property Income: Commercial Land Rent, Government Buildings Rent, Long-Term Agricultural Leased Islands Rent, Rent from Floating Jetty, Uninhabited Islands Rent

Proceeds from Sale of Assets: Sale of Government Buildings, Sale of Government Land, Sale of Items at Auction

Others: Reimbursement from previous year budget, Sadaqah, Repayment of student loan

		July 2019				January - July			
		MVR	USD	Total (MVR)	Share of Revenue	MVR	USD	Total (MVR)	Share of Revenue
Tax Revenues	2019 →	1,301,345,049	41,411,723	1,936,206,695	89.7%	4,292,077,020	308,018,487	9,016,741,231	81.5%
	2018 →	1,332,498,247	37,197,250	1,903,378,007	89.2%	4,238,293,825	286,715,297	8,638,656,738	81.3%
Airport Service Charge	2019 →	0	3,271,220	50,169,555	2.3%	0	28,366,603	435,020,936	3.9%
	2018 →	0	2,697,359	41,420,659	1.9%	0	24,577,687	379,896,003	3.6%
Bank Profit Tax	2019 →	436,104,504	0	436,104,504	20.2%	613,728,429	0	613,728,429	5.3%
	2018 →	348,208,941	0	348,208,941	16.3%	563,162,842	0	563,162,842	5.3%
Business Profit Tax	2019 →	607,122,003	17,395,338	873,712,295	40.5%	1,858,067,435	41,207,300	2,489,760,410	22.5%
	2018 →	703,846,955	15,055,349	934,924,606	43.8%	1,844,891,831	1,844,891,831	2,335,765,001	22.0%
BPT	2019 →	554,925,070	17,395,338	821,515,361	38.1%	1,413,038,120	41,207,300	2,044,731,095	18.5%
	2018 →	656,130,039	15,000,993	886,372,233	41.6%	1,431,018,614	31,761,541	1,918,557,016	18.0%
Withholding Tax	2019 →	52,196,934	0	52,196,934	2.4%	445,029,315	0	445,029,315	4.0%
	2018 →	47,716,916	54,356	48,552,373	2.3%	413,873,217	217,426	417,207,985	3.9%
Green Tax	2019 →	0	3,261,061	49,994,501	2.3%	0	33,173,006	508,871,397	4.6%
	2018 →	46,383	2,878,189	44,929,154	2.1%	53,020	32,194,129	498,568,074	4.6%
Goods and Services Tax	2019 →	242,619,704	17,484,104	510,727,003	23.7%	1,727,491,926	205,271,398	4,876,568,074	44.1%
	2018 →	264,915,542	16,566,353	519,134,222	24.3%	1,717,462,021	197,784,282	4,753,018,459	44.7%
Goods and Services Tax (General)	2019 →	242,609,563	0	242,609,563	11.2%	1,727,481,785	0	1,727,481,785	15.6%
	2018 →	264,835,419	0	264,835,419	12.4%	1,717,200,313	0	1,717,200,313	16.2%
Goods and Services Tax (Tourism Sector)	2019 →	10,141	17,484,104	268,117,440	12.4%	10,141	205,271,398	3,149,086,290	28.5%
	2018 →	80,122	16,566,353	254,298,802	11.9%	261,708	197,784,282	3,035,818,146	28.6%
Land Sales Tax	2019 →	6,812,418	0	6,812,418	0.3%	16,062,391	0	16,062,391	0.1%
	2018 →	4,741,488	0	4,741,488	0.2%	21,548,670	0	21,548,670	0.2%
Remittance Tax	2019 →	7,885,636	0	7,885,636	0.4%	61,365,826	180	61,368,580	0.6%
	2018 →	7,272,114	0	7,272,114	0.3%	63,593,560	0	63,593,560	0.6%
Revenue Stamp	2019 →	800,784	0	800,784	0.0%	15,361,012	0	15,361,012	0.1%
	2018 →	3,476,823	0	3,476,823	0.2%	27,615,872	0	27,615,872	0.3%
Non-Tax Revenues	2019 →	82,004,865	9,150,673	222,605,143	10.3%	558,410,411	97,161,780	2,051,468,317	18.5%
	2018 →	69,511,377	10,395,781	229,296,881	10.8%	520,458,016	95,794,156	1,992,634,850	18.7%
Airport Development Fee	2019 →	0	3,301,692	50,912,092	2.4%	0	28,143,403	433,936,222	3.9%
	2018 →	0	2,706,651	41,736,558	2.0%	0	24,778,396	382,082,866	3.6%
Construction Period Extension Fee	2019 →	0	0	0	0.0%	0	2,205,000	33,821,384	0.3%
	2018 →	0	615,000	9,434,700	0.4%	0	2,835,000	43,495,500	0.4%
Corporate Social Responsibility Fee	2019 →	0	334,500	5,121,560	0.2%	0	334,500	5,121,560	0.0%
	2018 →	0	0	0	0.0%	0	500,000	7,680,000	0.1%
Business Permits	2019 →	2,861,240	20,905	3,181,792	0.1%	28,379,425	281,285	32,691,930	0.3%
	2018 →	1,833,513	7,410	1,951,267	0.1%	19,765	197,765	31,681,846	0.3%
Import Trade Fee	2019 →	517,865	0	517,865	0.0%	5,423,950	0	5,423,950	0.0%
	2018 →	543,795	0	543,795	0.0%	5,300,005	0	5,300,005	0.0%
Company Annual Fee	2019 →	392,000	0	392,000	0.0%	14,412,508	0	14,412,508	0.1%
	2018 →	296,615	0	296,615	0.0%	14,195,185	0	14,195,185	0.1%
Company Registration Fee	2019 →	1,003,804	0	1,003,804	0.0%	2,294,157	0	2,294,157	0.0%
	2018 →	206,192	0	206,192	0.0%	2,410,128	0	2,410,128	0.0%
Restaurant, Café, Canteen Fee	2019 →	128,300	0	128,300	0.0%	1,119,370	0	1,119,370	0.0%
	2018 →	117,255	0	117,255	0.0%	1,132,495	0	1,132,495	0.0%
Foreign Investment Administration Fee	2019 →	0	14,000	214,780	0.0%	123,360	62,000	1,074,133	0.0%
	2018 →	30,840	6,000	122,940	0.0%	308,400	60,000	1,229,440	0.0%
Tourism Registration and License Fee	2019 →	5,300	6,905	111,072	0.0%	427,300	219,285	3,789,031	0.0%
	2018 →	15,500	1,410	37,154	0.0%	397,900	137,765	2,510,821	0.0%
Other Business Permits	2019 →	813,971	0	813,971	0.0%	4,578,780	0	4,578,780	0.0%
	2018 →	627,316	0	627,316	0.0%	4,903,772	0	4,903,772	0.0%
Fines	2019 →	10,089,807	980,748	25,141,858	1.2%	83,753,644	3,387,079	135,685,842	1.2%
	2018 →	9,006,979	193,964	11,984,682	0.6%	79,187,560	2,930,572	124,100,925	1.2%
Land Acquisition and Conversion Fee	2019 →	0	99,298	1,522,526	0.1%	0	570,912	8,754,425	0.1%
	2018 →	0	3,491,365	53,592,635	2.5%	1,372,399	11,317,871	175,114,365	1.6%
Lease Period Extension Fee	2019 →	0	0	0	0.0%	0	5,000,000	76,500,000	0.7%
	2018 →	0	0	0	0.0%	0	0	0	0.0%
Non-Tourism Property Income	2019 →	9,078,197	0	9,078,197	0.4%	75,557,122	30,850	76,030,429	0.7%
	2018 →	12,008,789	0	12,008,789	0.6%	82,022,079	110,609	83,717,343	0.8%
Commercial Land Rent	2019 →	7,247,008	0	7,247,008	0.3%	54,049,609	0	54,049,609	0.5%
	2018 →	9,060,331	0	9,060,331	0.4%	59,531,047	0	59,531,047	0.6%
Government Buildings Rent	2019 →	266,620	0	266,620	0.0%	1,955,840	0	1,955,840	0.0%
	2018 →	414,620	0	414,620	0.0%	2,168,240	0	2,168,240	0.0%
Industrial Land Rent	2019 →	539,745	0	539,745	0.0%	4,587,674	0	4,587,674	0.0%
	2018 →	671,137	0	671,137	0.0%	4,548,979	0	4,548,979	0.0%
Long-term Agricultural Leased Islands Rent	2019 →	1,018,524	0	1,018,524	0.0%	9,386,938	30,850	9,860,246	0.1%
	2018 →	1,718,919	0	1,718,919	0.1%	9,323,523	110,609	11,018,296	0.1%
Uninhabited Islands Rent	2019 →	300	0	300	0.0%	5,535,061	0	5,535,061	0.1%
	2018 →	137,782	0	137,782	0.0%	6,408,781	0	6,408,781	0.1%
Other Non-Tourism Property Income	2019 →	6,000	0	6,000	0.0%	42,000	0	42,000	0.0%
	2018 →	6,000	0	6,000	0.0%	42,000	0	42,000	0.0%
Proceeds from Sale of Assets	2019 →	5,367,862	0	5,367,862	0.2%	12,989,732	0	12,989,732	0.1%
	2018 →	3,807,909	0	3,807,909	0.2%	16,814,568	0	16,814,568	0.2%
Sale of Government Land	2019 →	5,339,126	0	5,339,126	0.2%	12,620,611	0	12,620,611	0.2%
	2018 →	3,731,933	0	3,731,933	0.2%	16,241,782	0	16,241,782	0.1%
Other Proceeds from Sale of Assets	2019 →	28,736	0	28,736	0.0%	369,121	0	369,121	0.0%
	2018 →	75,976	0	75,976	0.0%	572,786	0	572,786	0.0%
Resident Permit	2019 →	30,243,070	0	30,243,070	1.4%	182,733,370	0	182,733,370	1.7%
	2018 →	25,704,250	0	25,704,250	1.2%	166,164,250	0	166,164,250	1.6%
Royalties	2019 →	6,085,058	759	6,085,817	0.3%	57,248,065	7,186	57,358,887	0.5%
	2018 →	5,250,371	432	5,257,008	0.2%	45,254,396	5,964	45,345,952	0.4%
Duty Free Royalty	2019 →	6,074,058	0	6,074,058	0.3%	57,248,065	0	57,248,065	0.5%
	2018 →	5,250,371	0	5,250,371	0.2%	45,254,396	0	45,254,396	0.4%
Fuel Re-export Royalty	2019 →	0	759	11,640	0.0%	0	7,186	110,223	0.0%</