



MONTHLY REVENUE COLLECTION

JANUARY 2012

723.7 million **15.0** million **+217.7%** **-10.3%**

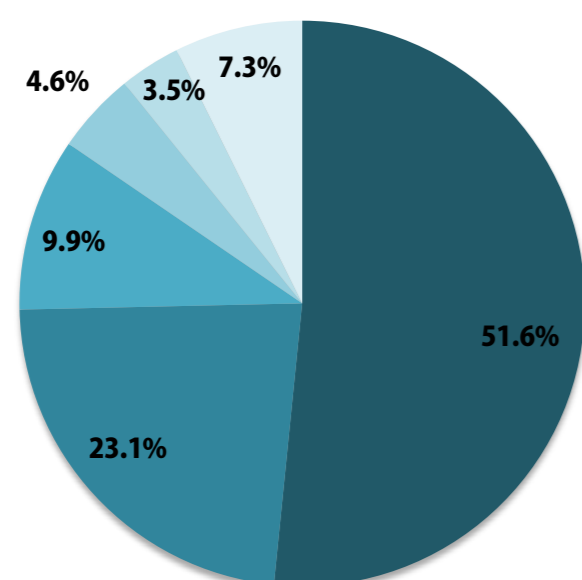
Total Revenue Collection (MVR)
for January 2012

US Dollar Revenue Collection (USD)
for January 2012

Total Revenue Collection
Compared to January 2011

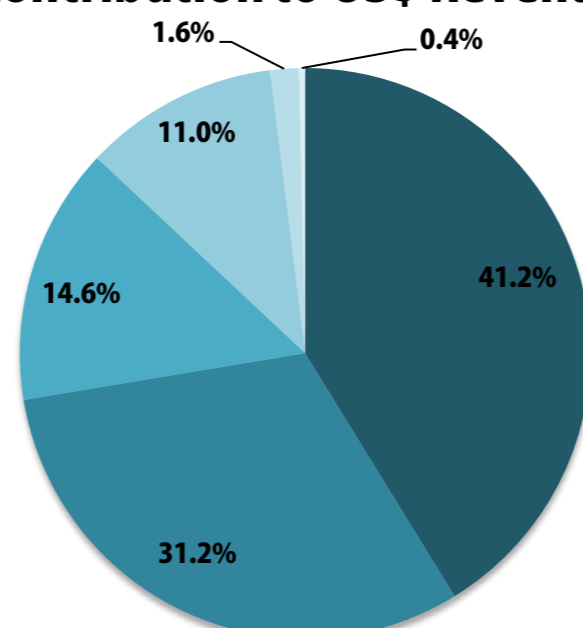
Total Revenue Collection
Compared to Forecast for January 2012

Contribution to Total Revenue



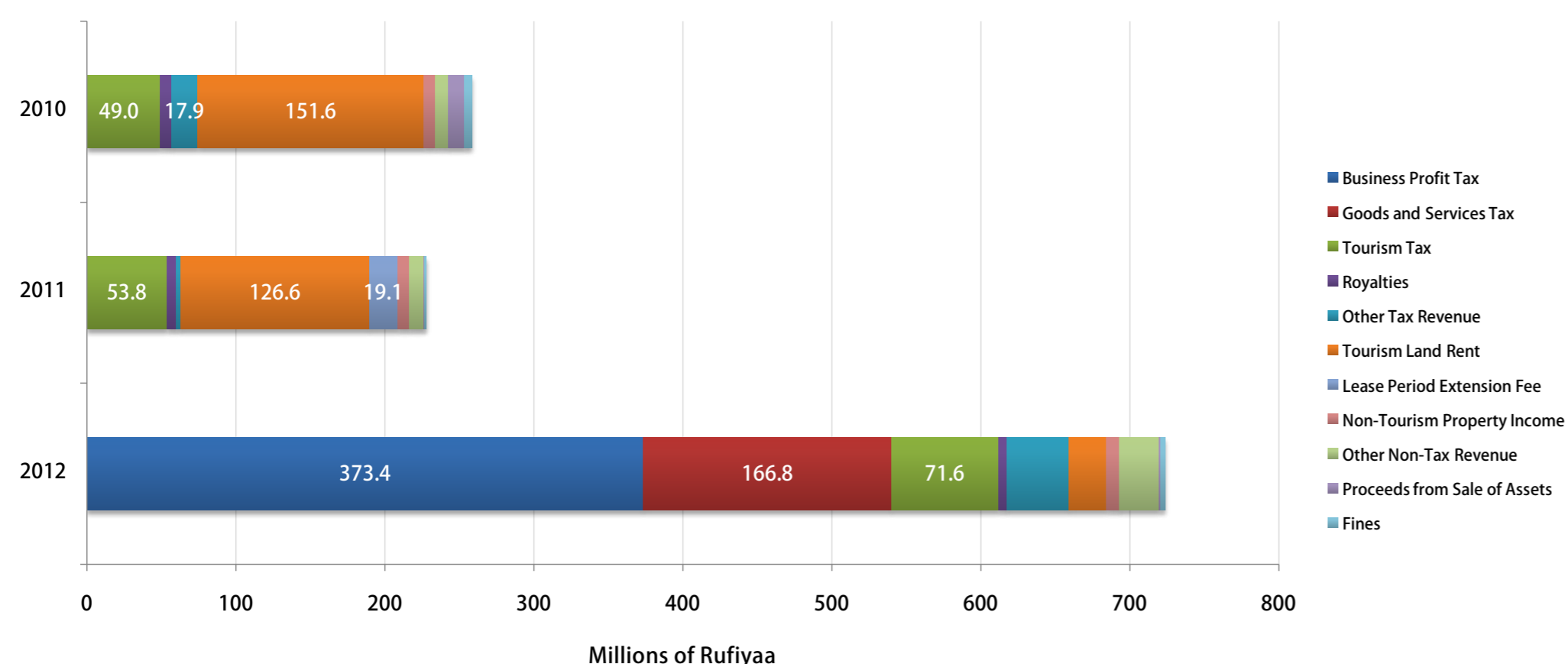
- Business Profit Tax
- Goods and Services Tax
- Tourism Tax
- Airport Service Charge
- Tourism Land Rent
- Others

Contribution to US\$ Revenue



- Goods and Services Tax
- Tourism Tax
- Airport Service Charge
- Tourism Land Rent
- Business Profit Tax
- Others

January Revenue Collection



- Business Profit Tax
- Goods and Services Tax
- Tourism Tax
- Royalties
- Other Tax Revenue
- Tourism Land Rent
- Lease Period Extension Fee
- Non-Tourism Property Income
- Other Non-Tax Revenue
- Proceeds from Sale of Assets
- Fines

Royalties: Duty Free Royalty, Fishing Royalty, Foreign Investment Royalty, Fuel Re-Export Royalty, Re-Export Royalty, Skipjack Industry Royalty, Yellowfin Tuna Export Royalty
 Other Tax Revenue: Airport Service Charge, Bank Profit Tax, Land Sales Tax, Revenue Stamp
 Non-Tourism Property Income: Commercial Land Rent, Government Buildings Rent, Long-Term Agricultural Leased Islands Rent, Rent from Floating Jetty, Rent from Land for Industry, Uninhabited Islands Administration Fee, Uninhabited Islands Rent
 Other Non-Tax Revenue: Company Annual Fee, Company Registration Fee, Co-operative Society Annual Fee, Co-operative Society Registration Fee, Flat Maintenance Fee, Foreign Business Fee, Foreign Investment Administration Annual Fee, Import Trade Fee, Partnership Annual Fee, Partnership Registration Fee, Resident Permit, Restaurant, Café, Canteen Fee, Trade Registry Fee, Vehicle Fee, Vessel Fee
 Proceeds from Sale of Assets: Sale of Government Buildings, Sale of Government Land, Sale of Items at Auction

		January			Share of Revenue
		MVR	USD	Total (MVR)	
Airport Service Charge	2012 -->	0	2,191,437	33,572,815	4.6%
	2011 -->	0	0	0	0.0%
Bank Profit Tax	2012 -->	0	0	0	0.0%
	2011 -->	0	0	0	0.0%
Business Profit Tax	2012 -->	369,648,694	243,482	373,388,579	51.6%
	2011 -->	0	0	0	0.0%
Commercial Land Rent	2012 -->	5,757,649	0	5,757,649	0.8%
	2011 -->	5,606,271	0	5,606,271	2.5%
Company Annual Fee	2012 -->	1,378,000	0	1,378,000	0.2%
	2011 -->	1,294,000	0	1,294,000	0.6%
Company Registration Fee	2012 -->	175,114	0	175,114	0.0%
	2011 -->	95,952	0	95,952	0.0%
Co-operative Society Annual Fee	2012 -->	1,400	0	1,400	0.0%
	2011 -->	400	0	400	0.0%
Co-operative Society Registration Fee	2012 -->	200	0	200	0.0%
	2011 -->	0	0	0	0.0%
Duty Free Royalty	2012 -->	1,458,169	9,958	1,610,626	0.2%
	2011 -->	0	146,487	1,867,708	0.8%
Fines	2012 -->	2,755,751	5,286	2,836,736	0.4%
	2011 -->	911,656	15,378	1,107,724	0.5%
Fishing Royalty	2012 -->	0	0	0	0.0%
	2011 -->	0	0	0	0.0%
Flat Maintenance Fee	2012 -->	21,200	0	21,200	0.0%
	2011 -->	39,200	0	39,200	0.0%
Foreign Business Fee	2012 -->	533,500	0	533,500	0.1%
	2011 -->	300,000	0	300,000	0.1%
Foreign Investment Administration Annual Fee	2012 -->	61,600	6,000	153,620	0.0%
	2011 -->	0	26,010	331,628	0.1%
Foreign Investment Royalty	2012 -->	0	10,127	155,453	0.0%
	2011 -->	0	53,740	685,188	0.3%
Fuel Re-Export Royalty	2012 -->	3,801,117	0	3,801,117	0.5%
	2011 -->	0	23,533	300,043	0.1%
Goods and Services Tax	2012 -->	72,066,944	6,182,990	166,834,743	23.1%
	2011 -->	0	0	0	0.0%
Government Buildings Rent	2012 -->	1,201,944	0	1,201,944	0.2%
	2011 -->	492,703	0	492,703	0.2%
Import Trade Fee	2012 -->	1,991,805	0	1,991,805	0.3%
	2011 -->	1,786,405	0	1,786,405	0.8%
Land Sales Tax	2012 -->	2,176,860	0	2,176,860	0.3%
	2011 -->	612,803	0	612,803	0.3%
Lease Period Extension Fee	2012 -->	0	0	0	0.0%
	2011 -->	0	1,500,000	19,125,000	8.4%
Long-Term Agricultural Leased Islands Rent	2012 -->	632,761	6,200	727,993	0.1%
	2011 -->	553,353	0	553,353	0.2%
Partnership Annual Fee	2012 -->	10,000	0	10,000	0.0%
	2011 -->	7,907	0	7,907	0.0%
Partnership Registration Fee	2012 -->	27	0	27	0.0%
	2011 -->	2,000	0	2,000	0.0%
Re-Export Royalty	2012 -->	0	0	0	0.0%
	2011 -->	0	579	7,386	0.0%
Rent from Floating Jetty	2012 -->	18,000	0	18,000	0.0%
	2011 -->	18,000	0	18,000	0.0%
Rent from Land for Industry	2012 -->	581,760	0	581,760	0.1%
	2011 -->	829,035	0	829,035	0.4%
Resident Permit	2012 -->	16,455,500	0	16,455,500	2.3%
	2011 -->	0	0	0	0.0%
Restaurant, Café, Canteen Fee	2012 -->	368,000	0	368,000	0.1%
	2011 -->	342,600	0	342,600	0.2%
Revenue Stamp	2012 -->	5,912,594	0	5,912,594	0.8%
	2011 -->	2,597,624	0	2,597,624	1.1%
Sale of Government Buildings	2012 -->	109,235	0	109,235	0.0%
	2011 -->	145,649	0	145,649	0.1%
Sale of Government Land	2012 -->	847,745	0	847,745	0.1%
	2011 -->	615,059	0	615,059	0.3%
Sale of Items at Auction	2012 -->	0	0	0	0.0%
	2011 -->	6,831	0	6,831	0.0%
Skipjack Industry Royalty	2012 -->	0	0	0	0.0%
	2011 -->	0	199,868	2,548,315	1.1%
Tourism Land Rent	2012 -->	0	1,653,938	25,315,106	3.5%
	2011 -->	0	9,930,270	126,610,946	55.6%
Tourism Tax	2012 -->	0	4,674,488	71,573,428	9.9%
	2011 -->	0	4,219,864	53,803,266	23.6%
Trade Registry Fee	2012 -->	401,800	0	401,800	0.1%
	2011 -->	403,900	0	403,900	0.2%
Uninhabited Islands Administration Fee	2012 -->	0	0	0	0.0%
	2011 -->	0	0	0	0.0%
Uninhabited Islands Rent	2012 -->	440,888	0	440,888	0.1%
	2011 -->	459,717	0	459,717	0.2%
Vehicle Fee	2012 -->	4,275,236	0	4,275,236	0.6%
	2011 -->	4,248,712	0	4,248,712	1.9%
Vessel Fee	2012 -->	789,002	0	789,002	0.1%
	2011 -->	606,808	0	606,808	0.3%
Yellowfin Tuna Export Royalty	2012 -->	21,264	16,662	276,443	0.0%
	2011 -->	0	28,951	369,117	0.2%
Total		493,893,759	15,000,568	723,694,117	
		21,976,585	16,144,680	227,821,257	

Disclaimer: The figures in this report indicate revenue collected by MIRA during the month. Revenue collected by island and atoll council the month in which such collections are deposited to the Public Bank Account and transaction-level details of such deposits are furnished deducted from the total revenue of the relevant revenue types.