



MONTHLY REVENUE COLLECTION

December 2017

1.4 billion

66.1 million

10.1%

6.8%

Total Revenue Collection (MVR) for December 2017, inclusive of USD Collection

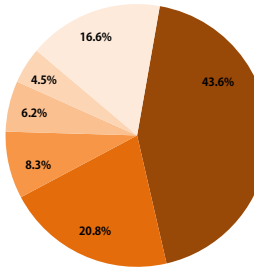
US Dollar Revenue Collection (USD) for December 2017

Total Revenue Collection Compared to December 2016

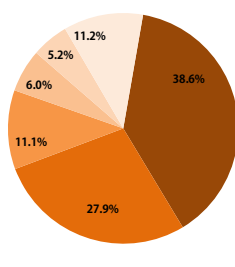
Total Revenue Collection Compared to Forecast for December 2017

Revenue of December 2017 surpassed the preceding year's revenue and projections. This surge in revenue is a result of the increment of GST on both sectors, Lease Period Extension Fee, Green Tax and Land Acquisition and Conversion Fee observed for the month. Tourism arrivals for the respective month marked up by 15.2% compared to past year, which lead to the increase in taxes from the tourism sector. In addition to this, the inclusion of Airport Development Fee has contributed to this raise.

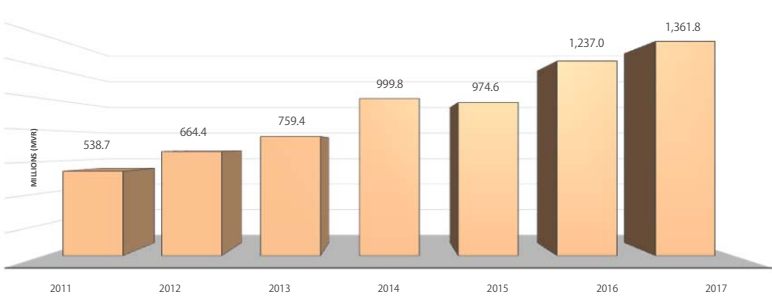
Contribution to Total Revenue



Contribution to US\$ Revenue



Collection of December 2011 - 2017



	December 2017				January - December			
	MVR	USD	Total (MVR)	Share of Revenue	MVR	USD	Total (MVR)	Share of Revenue
Tax Revenues	277,753,056	34,335,467	804,952,734	59.1%	5,692,569,260	399,629,357	11,826,465,146	77.9%
2017 -->	277,753,056	34,335,467	804,952,734	59.1%	5,692,569,260	399,629,357	11,826,465,146	77.9%
2016 -->	318,786,664	28,816,649	760,370,527	61.5%	5,000,907,089	375,765,612	10,755,968,894	74.1%
2017 -->	0	3,442,800	52,338,596	3.9%	0	45,810,400	703,206,970	4.6%
2016 -->	0	3,146,693	48,144,403	3.9%	0	35,116,851	537,482,907	3.7%
2017 -->	11,079	0	11,079	0.0%	649,894,827	0	649,894,827	4.3%
2016 -->	11,079	0	11,079	0.0%	491,669,612	0	491,669,612	3.4%
2017 -->	63,307,097	1,399,162	84,788,419	6.2%	2,122,862,310	36,191,421	2,677,956,517	17.6%
2016 -->	115,159,551	204,273	118,713,513	9.6%	2,122,230,566	40,443,142	2,742,014,398	18.9%
2017 -->	9,368,245	1,399,162	30,848,167	2.3%	1,553,427,327	36,191,421	2,108,520,133	13.9%
2016 -->	15,130,828	204,273	18,262,781	1.5%	1,591,231,146	40,443,142	2,211,015,179	15.2%
2017 -->	53,938,852	0	53,940,252	4.0%	569,434,984	0	569,434,984	3.8%
2016 -->	100,450,732	0	100,450,732	8.1%	530,999,419	0	530,999,419	3.7%
2017 -->	9,406	3,971,811	60,970,037	4.5%	89,494	45,153,788	692,981,703	4.6%
2016 -->	416	3,717,815	56,967,990	4.6%	416	41,360,712	633,548,360	4.4%
2017 -->	202,056,422	25,521,694	593,875,410	43.6%	2,667,826,639	272,464,456	6,850,429,311	45.1%
2016 -->	191,173,775	21,747,867	524,513,708	42.4%	2,312,783,752	258,834,924	6,276,877,706	43.2%
2017 -->	201,793,511	0	201,813,010	14.8%	2,667,047,071	0	2,667,047,071	17.6%
2016 -->	191,084,976	0	191,084,976	15.4%	2,312,020,967	0	2,312,020,967	15.9%
2017 -->	262,911	25,521,694	392,062,400	28.8%	799,067	272,464,456	4,183,382,240	27.5%
2016 -->	88,798	21,747,867	333,428,731	27.0%	762,785	258,834,924	3,964,856,739	27.3%
2017 -->	1,118,875	0	1,118,875	0.1%	93,477,024	0	93,477,024	0.6%
2016 -->	770,833	0	770,833	0.1%	23,143,294	0	23,143,294	0.2%
2017 -->	7,968,178	0	7,968,178	0.6%	114,072,819	9,452	114,167,435	0.8%
2016 -->	7,761,811	0	7,761,811	0.6%	7,761,811	0	7,761,811	0.1%
2017 -->	3,273,079	0	3,275,220	0.2%	44,346,146	0	44,348,287	0.3%
2016 -->	3,487,191	0	3,487,191	0.3%	43,317,638	0	43,317,638	0.3%
Fees and Charges	68,245,621	31,803,407	556,800,112	40.9%	782,062,806	167,883,203	3,358,232,105	22.1%
2017 -->	68,245,621	31,803,407	556,800,112	40.9%	782,062,806	167,883,203	3,358,232,105	22.1%
2016 -->	71,104,652	26,462,153	476,658,363	38.5%	744,924,562	197,338,936	3,767,016,695	25.9%
2017 -->	0	3,387,216	52,112,841	3.8%	0	21,472,878	329,978,383	2.2%
2016 -->	0	0	0	0.0%	0	0	0	0.0%
2017 -->	0	7,050	10,810,950	0.8%	0	4,260,000	65,346,750	0.4%
2016 -->	0	0	0	0.0%	0	0	0	0.0%
2017 -->	0	0	0	0.0%	0	850,000	12,971,000	0.1%
2016 -->	0	0	0	0.0%	0	0	0	0.0%
2017 -->	4,038,387	50,875	4,923,305	0.4%	36,156,221	332,755	41,363,036	0.3%
2016 -->	3,907,313	14,000	4,121,633	0.3%	31,212,846	92,600	32,630,796	0.2%
2017 -->	1,219,190	0	1,281,911	0.1%	8,007,926	0	8,070,647	0.1%
2016 -->	1,392,900	0	1,392,900	0.1%	7,393,642	0	7,393,642	0.0%
2017 -->	938,100	0	942,100	0.1%	942,100	0	16,292,716	0.1%
2016 -->	971,000	0	971,000	0.1%	14,250,000	0	14,250,000	0.1%
2017 -->	223,771	0	223,771	0.0%	3,411,261	0	3,411,261	0.0%
2016 -->	31,160	0	31,160	0.0%	3,049,365	0	3,049,365	0.0%
2017 -->	420,045	0	420,045	0.0%	1,781,135	0	1,781,135	0.0%
2016 -->	372,700	0	372,700	0.0%	1,458,085	0	1,458,085	0.0%
2017 -->	0	16,000	245,440	0.0%	647,640	100,000	2,181,300	0.0%
2016 -->	30,840	14,000	245,160	0.0%	792,588	92,600	2,210,538	0.0%
2017 -->	90,700	34,875	625,656	0.0%	608,800	206,725	3,777,618	0.0%
2016 -->	0	0	0	0.0%	0	0	0	0.0%
2017 -->	1,146,581	0	1,184,381	0.1%	5,410,743	26,030	5,848,360	0.0%
2016 -->	1,108,713	0	1,481,413	0.1%	4,269,166	0	4,269,166	0.0%
2017 -->	9,280,528	1,097,357	26,161,219	1.9%	126,211,116	4,468,270	194,946,715	1.3%
2016 -->	13,211,371	381,513	19,054,168	1.5%	126,980,052	9,356,253	270,265,258	1.9%
2017 -->	1,264,231	610,142	10,609,803	0.8%	3,506,103	35,251,542	543,517,080	3.6%
2016 -->	166,842	277,167	4,417,259	0.4%	11,212,908	95,959,489	866,691,371	6.0%
2017 -->	0	7,332,813	112,632,000	8.3%	0	7,645,313	117,419,500	0.8%
2016 -->	0	6,500,000	99,795,000	8.1%	0	37,128,155	569,097,505	3.9%
2017 -->	14,050,554	0	14,061,600	1.0%	138,929,675	440,879	145,699,340	1.0%
2016 -->	14,418,044	0	14,418,044	1.2%	130,765,084	30,953	131,238,102	0.9%
2017 -->	3,907,313	14,000	4,121,633	0.3%	7,834,572	0	103,329,375	0.7%
2016 -->	9,710,988	0	9,710,988	0.8%	102,136,921	0	102,136,921	0.7%
2017 -->	229,620	0	229,620	0.0%	3,435,640	0	3,435,640	0.0%
2016 -->	314,620	0	314,620	0.0%	3,949,857	0	3,949,857	0.0%
2017 -->	1,565,429	0	1,565,429	0.1%	8,835,036	0	8,835,036	0.1%
2016 -->	366,944	0	366,944	0.0%	3,216,364	0	3,216,364	0.0%
2017 -->	1,688,932	0	1,688,932	0.1%	14,419,958	44,360	15,099,949	0.1%
2016 -->	2,488,469	0	2,488,469	0.2%	17,291,052	30,953	17,764,069	0.1%
2017 -->	2,714,002	0	2,725,048	0.2%	6,813,666	0	6,824,712	0.0%
2016 -->	1,519,023	0	1,519,023	0.1%	4,074,890	0	4,074,890	0.0%
2017 -->	18,000	0	18,000	0.0%	96,000	0	96,000	0.0%
2016 -->	18,000	0	18,000	0.0%	96,000	0	96,000	0.0%
2017 -->	1,942,692	0	1,942,692	0.1%	26,536,416	0	26,536,416	0.2%
2016 -->	1,079,584	0	1,079,584	0.1%	13,064,080	0	13,064,080	0.1%
2017 -->	1,696,856	0	1,696,856	0.1%	25,057,370	0	25,057,370	0.2%
2016 -->	960,147	0	960,147	0.1%	12,137,276	0	12,137,276	0.1%
2017 -->	245,835	0	245,835	0.0%	1,479,046	0	1,479,046	0.0%
2016 -->	113,437	0	113,437	0.0%	926,804	0	926,804	0.0%
2017 -->	21,982,250	0	21,982,250	1.6%	263,215,580	0	263,215,580	1.7%
2016 -->	23,939,040	0	23,939,040	1.9%	262,209,160	0	262,209,160	1.8%
2017 -->	7,238,971	402	7,239,373	0.5%	76,960,999	6,253	77,056,902	0.5%
2016 -->	5,900,689	1,298	5,920,548	0.5%	73,980,162	10,292	74,137,837	0.5%
2017 -->	7,238,971	0	7,238,971	0.5%	76,295,076	0	76,295,076	0.5%
2016 -->	5,770,321	0	5,770,321	0.5%	72,751,663	0	72,751,663	0.5%
2017 -->	0	402	6,166	0.0%	665,923	6,253	761,826	0.0%
2016 -->	130,368	1,298	150,228	0.0%	1,228,499	10,292	1,386,174	0.0%
2017 -->	0	0	0	0.0%	0	160,000	2,455,200	0.0%
2016 -->	0	0	0	0.0%	0	0	0	0.0%
2017 -->	0	18,465,103	283,469,729	20.8%	0	91,376,113	1,402,315,103	9.2%
2016 -->	0	19,284,676	295,377,592	23.9%	0	94,595,517	1,449,680,466	10.0%
2017 -->	0	0	0	0.0%	0	1,100,000	16,868,000	0.1%
2016 -->	0	0	0	0.0%	0	0	0	0.0%
2017 -->	6,499,916	0	6,521,060	0.5%	83,944,560	0	83,965,704	0.6%
2016 -->	6,063,371	0	6,063,371	0.5%	75,695,790	0	75,695,790	0.5%
2017 -->	1,895,872	17,500	2,170,117	0.2%	25,282,138	197,000	28,310,758	0.2%
2016 -->	2							