



MONTHLY REVENUE COLLECTION

December 2016

1.24 billion

55.3 million

26.9%

4.9%

Total Revenue Collection (MVR) for December 2016, inclusive of USD Collection

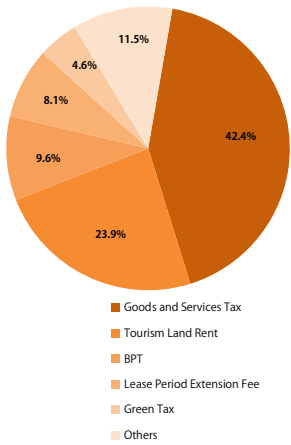
US Dollar Revenue Collection (USD) for December 2016

Total Revenue Collection Compared to December 2015

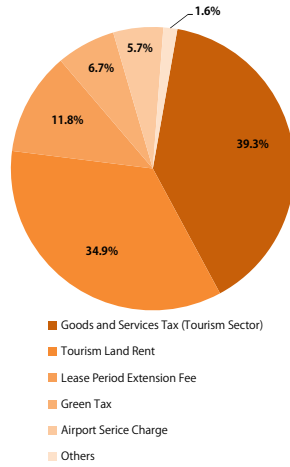
Total Revenue Collection Compared to Forecast for December 2016

Compared to December 2015, revenue collection of December 2016 has increased largely due to the increase in Lease period extension fee, Goods and Service Tax and Business Profit Tax. Moreover, tourist arrivals have increased by 15.9% compared to the corresponding period of 2015.

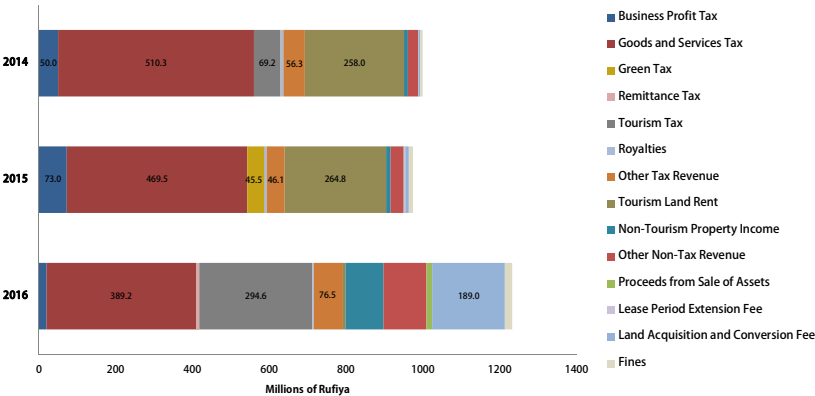
Contribution to Total Revenue



Contribution to US\$ Revenue



December Revenue Collection



Royalties: Duty Free Royalty, Fishing Royalty, Foreign Investment Royalty, Fuel Re-export Royalty, Re-export Royalty, Skipjack Industry Royalty, Yellowfin Tuna Export Royalty
Other Tax Revenue: Airport Service Charge, Bank Profit Tax, Land Sales Tax, Revenue Stamp
Non-Tourism Property Income: Commercial Land Rent, Government Buildings Rent, Long-Term Agricultural Leased Islands Rent, Rent from Floating Jetty, Foreign Business Fee, Foreign Investment Administration Annual Fee, Import Trade Fee, Partnership Registration Fee, Resident Permit, Restaurant, Café, Canteen Fee, Trade Registry Fee, Sole Traders Registration Fee, Vehicle Fee, Vessel Fee, Reimbursement from Previous Year Budget, Lease Period Extension Fee
Proceeds from Sale of Assets: Sale of Government Buildings, Sale of Government Land, Sale of Items at Auction
Others: International Airport Fees, Reimbursement from previous year budget

		December 2016				January-December 2016			
		MVR	USD	Total (MVR)	Share of Revenue	MVR	USD	Total (MVR)	Share of Revenue
Airport Service Charge	2016 -->	0	3,146,693	48,144,403	3.9%	0	35,116,851	537,482,907	3.7%
	2015 -->	0	2,827,902	43,323,455	4.4%	0	32,432,072	496,698,014	3.8%
Bank Profit Tax	2016 -->	11,079	0	11,079	0.0%	491,669,612	0	491,669,612	3.4%
	2015 -->	0	0	0	0.0%	512,725,168	0	512,725,168	3.9%
Business Permits	2016 -->	3,907,313	14,000	4,121,633	0.3%	31,212,846	92,600	32,630,796	0.2%
	2015 -->	3,633,201	10,000	3,786,301	0.4%	30,682,615	100,000	32,214,675	0.2%
Import Trade Fee	2016 -->	1,392,900	0	1,392,900	0.1%	7,393,642	0	7,393,642	0.1%
	2015 -->	1,323,800	0	1,323,800	0.1%	7,681,260	0	7,681,260	0.1%
Company Annual Fee	2016 -->	971,000	0	971,000	0.1%	14,250,000	0	14,250,000	0.1%
	2015 -->	1,256,000	0	1,256,000	0.1%	12,342,000	0	12,342,000	0.1%
Company Registration Fee	2016 -->	31,160	0	31,160	0.0%	3,049,365	0	3,049,365	0.0%
	2015 -->	138,865	0	138,865	0.0%	3,516,877	0	3,516,877	0.0%
Partnership Registration Fee	2016 -->	8,000	0	8,000	0.0%	344,000	0	344,000	0.0%
	2015 -->	36,000	0	36,000	0.0%	266,000	0	266,000	0.0%
Foreign Investment Administration Annual Fee	2016 -->	30,840	14,000	245,160	0.0%	792,588	92,600	2,210,538	0.0%
	2015 -->	30,840	10,000	183,940	0.0%	308,400	100,000	1,840,460	0.0%
Restaurant, Café, Canteen Fee	2016 -->	372,700	0	372,700	0.0%	1,458,085	0	1,458,085	0.0%
	2015 -->	444,200	0	444,200	0.0%	1,699,000	0	1,699,000	0.0%
Other Business Permits	2016 -->	1,100,713	0	1,100,713	0.1%	3,925,166	0	3,925,166	0.0%
	2015 -->	403,496	0	439,496	0.0%	4,869,078	0	4,869,078	0.0%
Business Profit Tax	2016 -->	115,581,560	204,273	118,713,513	9.6%	2,122,230,566	40,443,142	2,742,014,598	18.9%
	2015 -->	58,425,293	951,861	73,043,647	7.5%	1,940,065,576	48,023,205	2,676,515,345	20.5%
BPT	2016 -->	15,130,828	204,273	18,262,781	1.5%	1,591,231,146	40,443,142	2,211,015,179	15.2%
	2015 -->	6,839,047	951,861	21,457,401	2.2%	1,512,278,928	48,023,205	2,248,728,697	17.2%
Withholding Tax	2016 -->	100,450,732	0	100,450,732	8.1%	530,999,419	0	530,999,419	3.7%
	2015 -->	51,586,246	0	51,586,246	5.3%	427,786,649	0	427,786,649	3.3%
Fines	2016 -->	13,211,371	381,513	19,054,168	1.5%	126,980,052	9,358,235	270,265,258	1.9%
	2015 -->	7,020,565	258,713	10,995,391	1.1%	127,099,500	8,517,441	257,569,888	2.0%
Green Tax	2016 -->	416	3,717,815	56,967,990	4.6%	0	41,360,712	633,548,360	4.4%
	2015 -->	0	2,966,190	45,475,260	4.7%	0	2,966,718	45,483,359	0.3%
Goods and Services Tax	2016 -->	191,173,775	21,747,867	524,513,708	42.4%	2,312,020,967	258,834,924	6,276,877,706	43.2%
	2015 -->	161,707,071	20,074,179	469,469,034	48.2%	1,906,194,348	270,707,465	6,052,938,369	46.4%
Goods and Services Tax (General)	2016 -->	191,084,976	0	191,084,976	15.4%	2,312,020,967	0	2,312,020,967	15.9%
	2015 -->	161,665,807	0	161,665,807	16.6%	1,906,147,009	0	1,906,147,009	14.6%
Goods and Services Tax (Tourism Sector)	2016 -->	88,798	21,747,867	333,428,731	27.0%	0	258,834,924	3,964,856,739	27.3%
	2015 -->	41,264	20,074,179	307,803,227	31.6%	47,339	270,707,465	4,146,791,361	31.8%
Land Acquisition and Conversion Fee	2016 -->	166,842	277,167	4,412,259	0.4%	11,212,906	55,959,489	866,691,371	6.0%
	2015 -->	1,011,986	552,285	9,469,015	1.0%	1,230,190	6,841,123	106,062,455	0.8%
Land Sales Tax	2016 -->	770,833	0	770,833	0.1%	23,143,294	0	23,143,294	0.2%
	2015 -->	45,000	0	45,000	0.0%	29,136,730	0	29,136,730	0.2%
Lease Period Extension Fee	2016 -->	0	6,500,000	99,795,000	8.1%	0	37,128,155	569,097,505	3.9%
	2015 -->	0	227,500	3,486,900	0.4%	0	71,550,833	1,096,364,901	8.4%
Non-Tourism Property Income	2016 -->	14,418,044	0	14,418,044	1.2%	130,765,084	30,953	131,238,102	0.9%
	2015 -->	10,478,338	30,000	10,938,898	1.1%	107,235,930	494,231	109,410,607	0.8%
Commercial Land Rent	2016 -->	9,710,988	0	9,710,988	0.8%	102,136,921	0	102,136,921	0.7%
	2015 -->	7,092,022	30,000	7,732,582	0.8%	77,154,430	480,155	79,113,040	0.6%
Government Buildings Rent	2016 -->	314,620	0	314,620	0.0%	3,949,857	0	3,949,857	0.0%
	2015 -->	602,479	0	602,479	0.1%	5,873,988	0	5,873,988	0.0%
Industrial Land Rent	2016 -->	366,944	0	366,944	0.0%	3,216,364	0	3,216,364	0.0%
	2015 -->	259,664	0	259,664	0.0%	3,781,185	0	3,781,185	0.0%
Long-term Agricultural Leased Islands Rent	2016 -->	2,488,469	0	2,488,469	0.2%	17,291,052	30,953	17,764,069	0.1%
	2015 -->	2,331,700	0	2,331,700	0.2%	19,560,845	14,076	19,776,912	0.2%
Uninhabited Islands Rent	2016 -->	1,519,023	0	1,519,023	0.1%	4,074,890	0	4,074,890	0.0%
	2015 -->	186,472	0	186,472	0.0%	781,482	0	781,482	0.0%
Other Non-Tourism Property Income	2016 -->	18,000	0	18,000	0.0%	96,000	0	96,000	0.0%
	2015 -->	6,000	0	6,000	0.0%	84,000	0	84,000	0.0%
Proceeds from Sale of Assets	2016 -->	1,079,584	0	1,079,584	0.1%	13,064,080	0	13,064,080	0.1%
	2015 -->	580,755	0	580,755	0.1%	6,902,540	0	6,902,540	0.1%
Sale of Government Land	2016 -->	966,147	0	966,147	0.1%	12,137,276	0	12,137,276	0.1%
	2015 -->	533,359	0	533,359	0.1%	6,211,579	0	6,211,579	0.0%
Other Proceeds from Sale of Assets	2016 -->	113,437	0	113,437	0.0%	926,804	0	926,804	0.0%
	2015 -->	47,396	0	47,396	0.0%	690,960	0	690,960	0.0%
Remittance Tax	2016 -->	7,761,811	0	7,761,811	0.1%	14,583,885	0	14,583,885	0.1%
	2015 -->	0	0	0	0.0%	0	0	0	0.0%
Resident Permit	2016 -->	23,939,040	0	23,939,040	1.9%	262,209,160	0	262,209,160	1.8%
	2015 -->	22,368,970	0	22,368,970	2.3%	248,727,790	0	248,727,790	1.9%
Revenue Stamp	2016 -->	3,487,191	0	3,487,191	0.3%	43,317,638	0	43,317,638	0.3%
	2015 -->	2,723,683	0	2,723,683	0.3%	37,610,882	0	37,610,882	0.3%
Royalties	2016 -->	5,900,689	1,298	5,920,548	0.5%	73,980,162	10,292	74,137,837	0.5%
	2015 -->	5,944,713	29	5,945,157	0.6%	78,312,457	16,991	78,572,636	0.6%
Duty Free Royalty	2016 -->	5,770,321	0	5,770,321	0.5%	72,751,663	0	72,751,663	0.5%
	2015 -->	5,891,112	0	5,891,112	0.6%	77,088,772	0	77,088,772	0.6%
Fuel Re-export Royalty	2016 -->	130,368	1,298	150,228	0.0%	1,128,499	10,292	1,386,174	0.0%
	2015 -->	53,601	29	54,045	0.0%	1,192,297	16,991	1,452,476	0.0%
Other Royalties	2016 -->	0	0	0	0.0%	0	0	0	0.0%
	2015 -->	0	0	0	0.0%	31,388	0	31,388	0.0%
Tourism Land Rent	2016 -->	0	19,284,676	295,377,592	23.9%	0	94,595,517	1,449,680,466	10.0%
	2015 -->	0	17,272,117	264,839,422	27.2%	22,134,750	76,342,750	1,197,553,907	9.2%
Tourism Tax	2016 -->	0	248	3,799	0.0%	0	9,983	152,967	0.0%
	2015 -->	0	0	0	0.0%	0	41,292	632,506	0.0%
Vehicle Fee	2016 -->	6,063,371	0	6,063,371	0.5%	75,695,790	0	75,695,790	0.5%
	2015 -->	7,327,326	0	7,327,326	0.8%	62,245,585	0	62,245,585	0.5%
Vessel Fee	2016 -->	2,188,541	3,500	2,242,266	0.2%	18,924,688	101,562	20,481,679	0.1%
	2015 -->	795,090	0	795,090					