



# MONTHLY REVENUE COLLECTION

## December 2019

**1.56 billion** **74.0 million**

**8.9%**

**26.6%**

Total Revenue Collection (MVR) for December 2019, inclusive of USD Collection

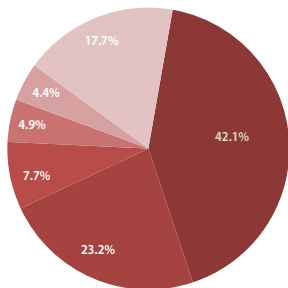
US Dollar Revenue Collection (USD) for December 2019

Total Revenue Collection Compared to December 2018

Total Revenue Collection Compared to Forecast for December 2019

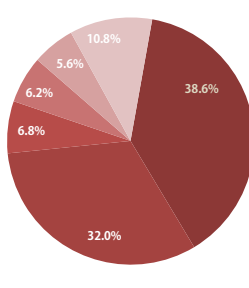
Due to the increment in main tax and non-tax revenues; namely TGST, Withholding Tax, Airport Service Charge, Tourism Land Rent, along with the receipt of Lease Period Extension Fee, revenue of December 2019 increased compared to the corresponding period of 2018, and forecasted revenue for December 2019.

Contribution to Total Revenue



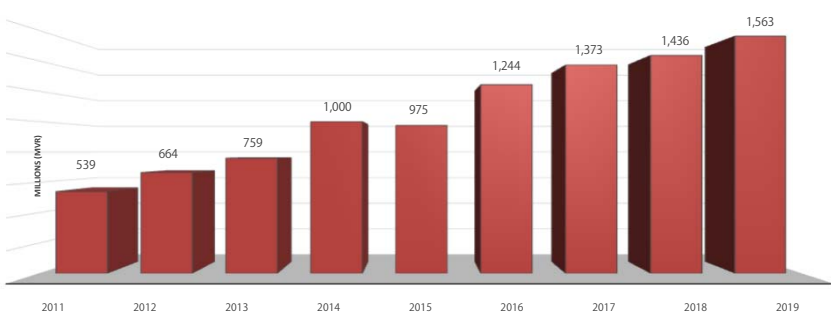
- Goods and Services Tax
- Tourism Land Rent
- Business Profit Tax
- Lease Period Extension Fee
- Green Tax
- Others

Contribution to US\$ Revenue



- Goods and Services Tax
- Tourism Land Rent
- Lease Period Extension Fee
- Green Tax
- Airport Service Charge
- Others

Collection of December 2011 - 2019



**Business Permits:** Company Annual Fee, Company Registration Fee, Co-operative Society Registration Fee, Co-operative Society Annual Fee, Foreign Business Fee, Foreign Investment Administration Fee, Import Trade Fee, Trade Registry Fee, Restaurant, Café, Canteen Fee, Partnership Annual Fee, Dive school Registration Fee, Guest House Registration Fee, Other Registrations & License Fees, Motor Vehicle and Vessel Registration Fee, Sale of Tender Documents, Bank Mortgage Registration Fee, Sale Traders Registration Fee, Sale of pass

**Royalties:** Duty Free Royalty, Fishing Royalty, Foreign Investment Royalty, Fuel Re-Export Royalty, Re-Export Royalty, Skipjack Industry Royalty, Yellowfin Tuna Export Royalty

**Non-Tourism Property Income:** Commercial Land Rent, Government Buildings Rent, Long-Term Agricultural Leased Islands Rent, Rent from Floating Jetty, Uninhabited Islands Rent

**Proceeds from Sale of Assets:** Sale of Government Buildings, Sale of Government Land, Sale of Items at Auction

**Others:** Reimbursement from previous year budget, Sadaqah, Repayment of student loan

	December 2019				January - December			
	MVR	USD	Total (MVR)	Share of Revenue	MVR	USD	Total (MVR)	Share of Revenue
<b>Tax Revenues</b>	2019 → 351,343,763	37,462,159	919,824,558	58.8%	5,848,900,089	465,091,891	12,976,781,601	77.3%
	2018 → 322,783,746	34,630,351	853,650,672	59.4%	5,850,875,015	440,288,749	12,606,967,251	77.1%
<b>Airport Service Charge</b>	2019 → 0	4,124,986	63,333,566	4.1%	0	47,321,987	726,292,435	4.3%
	2018 → 0	3,794,267	58,213,922	4.1%	0	41,922,495	643,250,529	3.9%
<b>Bank Profit Tax</b>	2019 → 2,506	0	2,506	0.0%	613,969,839	0	613,969,839	3.7%
	2018 → 1,220	0	1,220	0.0%	564,102,077	0	564,102,077	3.4%
<b>Business Profit Tax</b>	2019 → 115,883,469	331,455	120,962,060	7.7%	2,244,850,315	42,585,119	2,897,667,217	17.3%
	2018 → 74,610,831	626,543	84,226,879	5.9%	2,191,030,117	33,829,310	2,710,318,425	16.6%
<b>BPT</b>	2019 → 37,284,017	331,455	42,352,609	2.7%	1,556,334,421	42,585,119	2,209,151,323	13.2%
	2018 → 30,766,462	626,543	40,423,607	2.8%	1,562,630,313	33,536,704	2,274,403,615	12.7%
<b>Withholding Tax</b>	2019 → 78,599,452	0	78,599,452	5.0%	688,515,894	0	688,515,894	4.1%
	2018 → 43,814,369	0	43,814,369	3.1%	628,426,795	292,607	632,912,788	3.9%
<b>Green Tax</b>	2019 → 0	4,543,129	68,791,019	4.4%	0	55,489,055	850,270,332	5.1%
	2018 → 0	4,346,538	66,646,055	4.6%	53,029	52,820,783	810,525,818	5.0%
<b>Goods and Services Tax</b>	2019 → 226,760,621	28,462,589	658,038,239	42.1%	2,844,350,756	319,659,551	7,742,849,845	46.1%
	2018 → 233,738,453	25,863,003	630,129,355	43.9%	2,906,927,895	311,715,900	7,690,004,507	47.0%
<b>Goods and Services Tax (General)</b>	2019 → 226,760,621	0	226,760,621	14.5%	2,844,340,615	0	2,844,340,615	16.9%
	2018 → 233,738,453	0	233,738,453	16.3%	2,906,666,186	0	2,906,666,186	17.8%
<b>Goods and Services Tax (Tourism Sector)</b>	2019 → 0	28,462,589	431,277,618	27.6%	10,141	319,659,551	4,898,509,230	29.2%
	2018 → 0	25,863,003	396,390,901	27.6%	261,708	311,715,900	4,783,338,321	29.3%
<b>Land Sales Tax</b>	2019 → 381,849	0	381,849	0.0%	25,626,553	0	25,626,553	0.2%
	2018 → 2,246,483	0	2,246,483	0.2%	39,352,639	0	39,352,639	0.2%
<b>Remittance Tax</b>	2019 → 7,634,344	0	7,634,344	0.5%	102,520,740	180	102,523,494	0.6%
	2018 → 7,160,533	0	7,160,533	0.5%	101,828,621	29	101,829,059	0.6%
<b>Revenue Stamp</b>	2019 → 680,975	0	680,975	0.0%	17,581,885	0	17,581,885	0.1%
	2018 → 5,026,225	0	5,026,225	0.4%	47,580,636	0	47,580,636	0.3%
<b>Non-Tax Revenues</b>	2019 → 87,762,857	36,230,404	643,652,746	41.2%	928,927,018	187,982,866	3,816,659,613	22.7%
	2018 → 116,218,713	30,396,057	582,349,126	40.6%	935,638,518	182,808,977	3,743,829,433	22.9%
<b>Airport Development Fee</b>	2019 → 0	4,120,633	63,538,725	4.1%	0	47,272,710	728,906,867	4.3%
	2018 → 0	3,793,836	58,500,951	4.1%	0	41,958,862	647,005,652	4.0%
<b>Construction Period Extension Fee</b>	2019 → 0	0	0	0.0%	0	2,205,000	33,821,384	0.2%
	2018 → 0	570,000	8,753,850	0.6%	0	6,855,000	105,197,100	0.6%
<b>Corporate Social Responsibility Fee</b>	2019 → 0	817,500	12,532,515	0.8%	0	2,888,500	44,297,570	0.3%
	2018 → 0	0	0	0.0%	0	500,000	7,680,000	0.0%
<b>Business Permits</b>	2019 → 4,166,465	98,900	5,683,698	0.4%	39,648,269	421,670	461,114,599	0.3%
	2018 → 5,313,570	81,030	6,556,621	0.5%	41,586,869	361,175	47,127,612	0.3%
<b>Import Trade Fee</b>	2019 → 1,235,912	0	1,235,912	0.1%	8,161,937	0	8,161,937	0.0%
	2018 → 2,108,615	0	2,108,615	0.1%	9,833,485	0	9,833,485	0.1%
<b>Company Annual Fee</b>	2019 → 986,000	0	986,000	0.1%	16,518,508	0	16,518,508	0.1%
	2018 → 924,452	0	924,452	0.1%	16,185,132	0	16,185,132	0.1%
<b>Company Registration Fee</b>	2019 → 379,996	0	379,996	0.0%	3,549,137	0	3,549,137	0.0%
	2018 → 685,156	0	685,156	0.0%	4,020,195	0	4,020,195	0.0%
<b>Restaurant, Café, Canteen Fee</b>	2019 → 486,305	0	486,305	0.0%	2,118,575	0	2,118,575	0.0%
	2018 → 618,550	0	618,550	0.0%	2,261,845	0	2,261,845	0.0%
<b>Foreign Investment Administration Fee</b>	2019 → 0	12,000	184,060	0.0%	246,720	96,000	1,719,093	0.0%
	2018 → 30,840	0	61,500	0.0%	493,440	100,000	2,028,000	0.0%
<b>Tourism Registration and License Fee</b>	2019 → 100,000	86,900	1,433,174	0.1%	653,400	325,670	5,647,357	0.0%
	2018 → 75,000	79,030	1,287,391	0.1%	590,100	248,205	4,937,051	0.0%
<b>Other Business Permits</b>	2019 → 978,252	0	978,252	0.1%	8,399,992	0	8,399,992	0.1%
	2018 → 870,957	0	870,957	0.1%	8,202,671	12,970	8,401,504	0.1%
<b>Fines</b>	2019 → 12,268,784	514,256	20,045,098	1.3%	129,788,299	4,410,407	197,304,410	1.2%
	2018 → 30,462,347	1,238,289	49,478,542	3.4%	143,600,557	5,403,006	226,467,336	1.4%
<b>Land Acquisition and Conversion Fee</b>	2019 → 0	1,514,638	23,249,700	1.4%	0	2,269,443	34,822,842	0.2%
	2018 → 0	1,775,298	27,000,118	1.9%	3,951,583	20,732,200	327,065,891	2.0%
<b>Lease Period Extension Fee</b>	2019 → 0	5,000,000	76,700,000	4.9%	0	20,000,000	306,800,000	1.8%
	2018 → 0	0	0	0.0%	0	5,000,000	76,700,000	0.5%
<b>Non-Tourism Property Income</b>	2019 → 15,044,247	22,850	15,394,766	1.0%	130,107,465	53,700	130,931,292	0.8%
	2018 → 16,584,043	0	16,584,043	1.2%	140,424,402	110,609	142,119,175	0.9%
<b>Commercial Land Rent</b>	2019 → 8,286,777	0	8,286,777	0.5%	94,333,954	0	94,333,954	0.6%
	2018 → 7,572,745	0	7,672,745	0.5%	99,792,130	0	99,792,130	0.6%
<b>Government Buildings Rent</b>	2019 → 285,620	0	285,620	0.0%	3,350,940	0	3,350,940	0.0%
	2018 → 221,620	0	221,620	0.0%	3,313,259	0	3,313,259	0.0%
<b>Industrial Land Rent</b>	2019 → 606,093	0	606,093	0.0%	7,361,269	0	7,361,269	0.0%
	2018 → 718,131	0	718,131	0.1%	7,771,361	0	7,771,361	0.0%
<b>Long-term Agricultural Leased Islands Rent</b>	2019 → 1,263,699	22,850	1,614,218	0.1%	14,790,318	53,700	15,614,145	0.1%
	2018 → 2,461,245	0	2,461,245	0.2%	15,637,424	110,609	17,332,196	0.1%
<b>Uninhabited Islands Rent</b>	2019 → 4,590,059	0	4,590,059	0.3%	10,216,984	0	10,216,984	0.1%
	2018 → 5,492,202	0	5,492,202	0.4%	13,826,229	0	13,826,229	0.1%
<b>Other Non-Tourism Property Income</b>	2019 → 12,000	0	12,000	0.0%	54,000	0	54,000	0.0%
	2018 → 18,000	0	18,000	0.0%	84,000	0	84,000	0.0%
<b>Proceeds from Sale of Assets</b>	2019 → 1,147,212	0	1,147,212	0.1%	17,802,492	0	17,802,492	0.1%
	2018 → 3,582,770	0	3,582,770	0.2%	41,925,415	0	41,925,415	0.3%
<b>Sale of Government Land</b>	2019 → 1,063,509	0	1,063,509	0.1%	17,185,780	0	17,185,780	0.1%
	2018 → 3,542,054	0	3,542,054	0.2%	41,135,169	0	41,135,169	0.3%
<b>Other Proceeds from Sale of Assets</b>	2019 → 83,703	0	83,703	0.0%	616,713	0	616,713	0.0%
	2018 → 40,716	0	40,716	0.0%	790,247	0	790,247	0.0%
<b>Resident Permit</b>	2019 → 31,303,800	0	31,303,800	2.0%	319,331,270	0	319,331,270	1.9%
	2018 → 27,967,500	0	27,967,500	1.9%	304,371,750	0	304,371,750	1.9%
<b>Royalties</b>	2019 → 6,217,111	281	6,217,111	0.4%	90,059,973	9,167	90,196,262	0.5%
	2018 → 6,194,686	206	6,197,845	0.4%	76,324,061	8,542	76,455,187	0.5%
<b>Duty Free Royalty</b>	2019 → 6,217,111	0	6,217,111	0.4%	90,059,973	0	90,059,973	0.5%
	2018 → 6,194,686	0	6,194,686	0.4%	76,324,061	0	76,324,061	0.5%
<b>Fuel Re-export Royalty</b>	2019 → 0	281	0	0.0%	0	9,167	136,290	0.0%
	2018 → 0	206	3,159	0.0%	0	8,542	131,126	0.0%
<b>Ownership Transfer Tax</b>	2019 → 0	305,000	4,679,700	0.3%	0	335,000	5,139,700	0.0%
	2018 → 0	0	0	0.0%	0	25,000	383,500	0.0%
<b>Tourism Land Rent</b>	2019 → 0	23,598,825	361,954,466	23.2%	0	107,353,786	1,647,349,049	9.8%
	2018 → 0	22,827,998	349,827,195	24.4%	0	99,895,328	1,532,773,548	9.4%
<b>Tourism Administration Fee</b>	2019 → 0	200,000	200,000	0.2%	0	400,000	6,133,000	0.0%
	2018 → 0	100,000	1,531,000	0.1%	0	1,400		