



MONTHLY REVENUE COLLECTION

August 2019

862.91 million **30.9** million

Total Revenue Collection (MVR) for August 2019, inclusive of USD Collection US Dollar Revenue Collection (USD) for August 2019

-14.8%

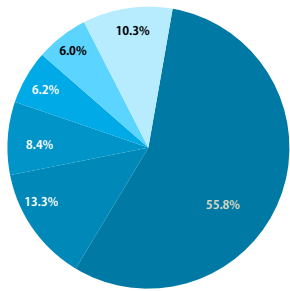
Total Revenue Collection Compared to August 2018

-3.4%

Total Revenue Collection Compared to Forecast for August 2019

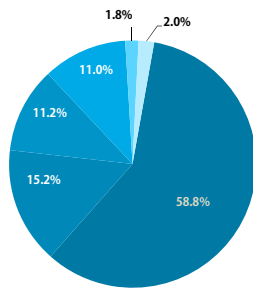
Revenue collection of August 2019 decreased compared to the corresponding period of 2018, as one-off payments toward Land Acquisition and Conversion Fee, Construction Period Extension Fee and Lease Period Extension Fee were received in 2018. Furthermore, decrease in GST and GST, due to non-payment, added to this variance. Compared to the projection for the month, revenue of August 2019 slightly declined since GST decreased due to non-payment.

Contribution to Total Revenue



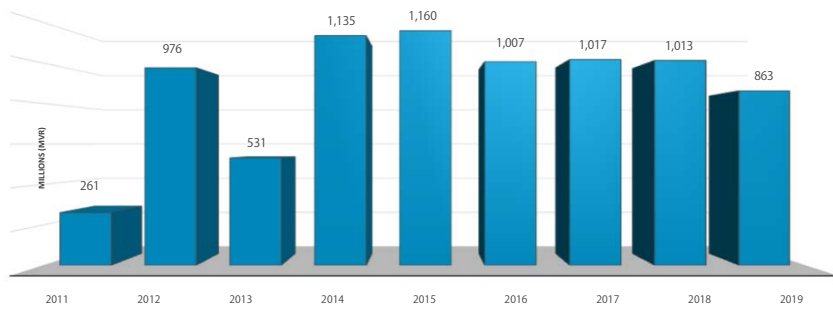
- Goods and Services Tax
- Business Profit Tax
- Green Tax
- Airport Development Fee
- Airport Service Charge
- Others

Contribution to US\$ Revenue



- Goods and Services Tax
- Green Tax
- Airport Development Fee
- Airport Service Charge
- Business Profit Tax
- Others

Collection of August 2011 - 2019



Business Permits: Company Annual Fee, Company Registration Fee, Co-operative Society Registration Fee, Co-operative Society Annual Fee, Foreign Business Fee, Foreign Investment Administration Fee, Import Trade Fee, Trade Registry Fee, Restaurant, Café, Canteen Fee, Partnership Annual Fee, Dive school Registration Fee, Guest House Registration Fee, Other Registrations & License Fees, Motor Vehicle and Vessel Registration Fee, Sale of Tender Documents, Bank Mortgage Registration Fee, Sale Traders Registration Fee, Sale of pass

Royalties: Duty Free Royalty, Fishing Royalty, Foreign Investment Royalty, Fuel Re-Export Royalty, Re-Export Royalty, Skipjack Industry Royalty, Yellowfin Tuna Export Royalty

Non-Tourism Property Income: Commercial Land Rent, Government Buildings Rent, Long-Term Agricultural Leased Islands Rent, Rent from Floating Jetty, Uninhabited Islands Rent

Proceeds from Sale of Assets: Sale of Government Buildings, Sale of Government Land, Sale of Items at Auction

Others: Reimbursement from previous year budget, Sadaqah, Repayment of student loan

	August 2019				January - August				
	MVR	USD	Total (MVR)	Share of Revenue	MVR	USD	Total (MVR)	Share of Revenue	
Tax Revenues	2019 →	321,130,250	26,790,321	731,685,701	84.8%	4,613,207,270	334,808,807	9,748,407,191	81.7%
	2018 →	347,744,207	27,990,463	777,062,902	76.7%	4,582,394,966	314,101,988	9,402,784,177	80.8%
Airport Service Charge	2019 →	0	3,401,130	52,130,680	6.0%	0	31,767,332	487,148,367	4.1%
	2018 →	0	3,170,773	48,694,327	4.8%	0	27,928,650	428,614,681	3.7%
Bank Profit Tax	2019 →	0	0	0	0.0%	613,728,429	0	613,728,429	5.1%
	2018 →	0	0	0	0.0%	563,162,842	0	563,162,842	4.8%
Business Profit Tax	2019 →	106,368,149	541,838	114,673,723	13.3%	1,964,435,584	41,749,138	2,604,433,989	21.8%
	2018 →	105,406,635	1,067,335	121,803,898	12.0%	1,950,504,233	33,004,594	2,457,141,961	21.1%
BPT	2019 →	66,255,033	541,838	74,560,607	8.6%	1,479,293,153	41,749,138	2,119,291,558	17.8%
	2018 →	59,692,155	1,012,979	75,337,536	7.5%	1,491,021,516	32,732,812	1,993,492,812	17.1%
Withholding Tax	2019 →	40,113,116	0	40,113,116	4.6%	485,142,431	0	485,142,431	4.1%
	2018 →	45,609,480	54,356	46,441,675	4.6%	459,482,697	271,782	463,649,661	4.0%
Green Tax	2019 →	0	4,704,949	72,087,858	8.4%	0	37,877,955	580,967,528	4.9%
	2018 →	52	4,103,316	62,968,201	6.2%	53,590	36,283,423	556,862,044	4.8%
Goods and Services Tax	2019 →	203,692,102	18,142,404	481,723,442	55.8%	1,931,184,028	223,413,801	5,358,266,896	44.9%
	2018 →	228,464,612	19,649,039	529,723,568	52.3%	1,942,073,382	216,885,089	5,270,396,188	45.3%
Goods and Services Tax (General)	2019 →	203,692,102	0	203,692,102	23.6%	1,931,173,887	0	1,931,173,887	16.2%
	2018 →	228,464,612	0	228,464,612	22.6%	1,941,778,998	0	1,941,778,998	16.7%
Goods and Services Tax (Tourism Sector)	2019 →	0	18,142,404	278,031,340	32.2%	10,141	223,413,801	3,427,093,008	28.7%
	2018 →	0	19,649,039	301,238,956	29.7%	333,735	216,882,537	3,328,604,523	28.6%
Land Sales Tax	2019 →	1,436,819	0	1,436,819	0.2%	17,499,210	0	17,499,210	0.1%
	2018 →	2,447,704	0	2,447,704	0.2%	23,962,375	0	23,962,375	0.2%
Remittance Tax	2019 →	9,307,691	0	9,307,691	1.1%	70,676,517	180	70,676,271	0.6%
	2018 →	7,896,295	0	7,896,295	0.8%	71,491,855	0	71,491,855	0.6%
Revenue Stamp	2019 →	325,489	0	325,489	0.0%	15,686,501	0	15,686,501	0.1%
	2018 →	3,526,908	0	3,526,908	0.3%	31,146,690	0	31,146,690	0.3%
Non-Tax Revenues	2019 →	68,396,544	4,078,394	131,228,350	15.2%	626,806,955	101,185,818	2,181,093,706	18.3%
	2018 →	74,656,555	10,485,936	235,728,578	23.3%	594,740,702	106,828,352	2,236,558,446	19.2%
Airport Development Fee	2019 →	0	3,460,234	53,356,804	6.2%	0	31,603,637	486,524,232	4.1%
	2018 →	0	3,196,426	49,261,005	4.9%	0	27,974,669	431,183,100	3.7%
Construction Period Extension Fee	2019 →	0	630,000	9,674,250	1.0%	0	2,205,000	33,821,386	0.3%
	2018 →	0	630,000	9,674,250	1.0%	0	3,465,000	53,171,355	0.5%
Corporate Social Responsibility Fee	2019 →	0	0	0	0.0%	0	0	0	0.0%
	2018 →	0	0	0	0.0%	0	0	7,680,000	0.1%
Business Permits	2019 →	1,552,396	6,705	1,655,161	0.2%	29,931,821	287,990	34,347,900	0.3%
	2018 →	1,868,126	16,285	2,118,102	0.2%	30,490,567	214,050	33,774,504	0.3%
Import Trade Fee	2019 →	298,050	0	298,050	0.0%	5,722,000	0	5,722,000	0.0%
	2018 →	491,150	0	491,150	0.0%	5,778,555	0	5,778,555	0.0%
Company Annual Fee	2019 →	322,000	0	322,000	0.0%	14,734,508	0	14,734,508	0.1%
	2018 →	252,000	0	252,000	0.0%	14,435,970	0	14,435,970	0.1%
Company Registration Fee	2019 →	168,619	0	168,619	0.0%	2,462,776	0	2,462,776	0.0%
	2018 →	145,485	0	145,485	0.0%	2,553,383	0	2,553,383	0.0%
Restaurant, Café, Canteen Fee	2019 →	92,400	0	92,400	0.0%	1,211,770	0	1,211,770	0.0%
	2018 →	95,800	0	95,800	0.0%	1,229,295	0	1,229,295	0.0%
Foreign Investment Administration Fee	2019 →	61,680	6,000	153,640	0.0%	185,040	68,000	1,227,773	0.0%
	2018 →	92,320	16,000	338,120	0.0%	76,000	76,000	1,567,500	0.0%
Tourism Registration and License Fee	2019 →	5,000	705	15,805	0.0%	432,300	219,990	3,804,836	0.0%
	2018 →	5,600	285	9,976	0.0%	403,500	138,050	2,520,797	0.0%
Other Business Permits	2019 →	604,647	0	604,647	0.1%	5,183,427	0	5,183,427	0.0%
	2018 →	785,571	0	785,571	0.1%	5,688,943	0	5,688,943	0.0%
Fines	2019 →	7,395,997	60,738	8,326,442	1.0%	91,149,641	3,447,155	144,002,323	1.2%
	2018 →	8,676,991	332,072	13,765,933	1.4%	87,839,746	3,811,055	146,253,055	1.3%
Land Acquisition and Conversion Fee	2019 →	0	23,298	357,152	0.0%	0	594,210	9,424,578	0.1%
	2018 →	995,670	816,392	13,533,916	1.3%	2,368,069	12,136,264	188,648,392	1.6%
Lease Period Extension Fee	2019 →	0	5,000,000	76,700,000	7.6%	0	5,000,000	76,700,000	0.6%
	2018 →	0	5,000,000	76,700,000	7.6%	0	5,000,000	76,700,000	0.7%
Non-Tourism Property Income	2019 →	10,192,113	0	10,192,113	1.2%	85,749,234	30,850	86,222,542	0.7%
	2018 →	9,477,531	0	9,477,531	0.9%	91,196,505	110,609	92,891,277	0.8%
Commercial Land Rent	2019 →	8,644,291	0	8,644,291	1.0%	62,693,900	0	62,693,900	0.5%
	2018 →	8,183,603	0	8,183,603	0.8%	67,714,650	0	67,714,650	0.6%
Government Buildings Rent	2019 →	371,620	0	371,620	0.0%	2,327,460	0	2,327,460	0.0%
	2018 →	220,120	0	220,120	0.0%	2,388,360	0	2,388,360	0.0%
Industrial Land Rent	2019 →	571,768	0	571,768	0.1%	5,159,442	0	5,159,442	0.0%
	2018 →	756,719	0	756,719	0.1%	5,302,557	0	5,302,557	0.0%
Long-term Agricultural Leased Islands Rent	2019 →	601,833	0	601,833	0.1%	9,988,771	30,850	10,462,079	0.1%
	2018 →	299,758	0	299,758	0.0%	9,322,826	110,609	11,017,598	0.1%
Uninhabited Islands Rent	2019 →	2,600	0	2,600	0.0%	5,537,661	0	5,537,661	0.0%
	2018 →	11,331	0	11,331	0.0%	6,420,112	0	6,420,112	0.1%
Other Non-Tourism Property Income	2019 →	0	0	0	0.0%	42,000	0	42,000	0.0%
	2018 →	6,000	0	6,000	0.0%	48,000	0	48,000	0.0%
Proceeds from Sale of Assets	2019 →	1,065,347	0	1,065,347	0.1%	14,055,079	0	14,055,079	0.1%
	2018 →	7,956,027	0	7,956,027	0.8%	24,770,595	0	24,770,595	0.2%
Sale of Government Land	2019 →	1,031,551	0	1,031,551	0.1%	13,652,161	0	13,652,161	0.1%
	2018 →	6,900,491	0	6,900,491	0.7%	23,142,273	0	23,142,273	0.2%
Other Proceeds from Sale of Assets	2019 →	33,796	0	33,796	0.0%	402,918	0	402,918	0.0%
	2018 →	1,055,536	0	1,055,536	0.1%	1,628,322	0	1,628,322	0.0%
Resident Permit	2019 →	23,954,990	0	23,954,990	2.8%	206,688,060	0	206,688,060	1.7%
	2018 →	26,617,500	0	26,617,500	2.6%	192,783,250	0	192,783,250	1.7%
Royalties	2019 →	6,450,628	175	6,453,307	0.7%	63,698,693	7,361	63,811,595	0.5%
	2018 →	5,926,749	165	5,929,289	0.6%	51,181,146	6,130	51,275,257	0.4%
Duty Free Royalty	2019 →	6,450,628	0	6,450,628	0.7%	63,698,693	0	63,698,693	0.5%
	2018 →	5,926,749	0	5,926,749	0.6%	51,181,146	0	51,181,146	0.4%
Fuel Re-export Royalty	2019 →	0	175	2,679	0.0%	0	7,361	112,902	0.0%
	2018 →	0	165	2,539	0.0%	0	6,130	94,112	0.0%
Ownership Transfer Tax	2019 →	0	5,000	76,100	0.0%	0	20,000	306,540	0.0%
	2018 →	0	0	0	0.0%	0	25,000	383,500	0.0%
Tourism Land Rent	2019 →	0	116,044	1,779,399	0.2%	0	56,831,619	872,424,846	7.3%