



MONTHLY REVENUE COLLECTION APRIL 2020

527.47 million

Total Revenue Collection (MVR) for April 2019, inclusive of USD Collection

23.26 million

US Dollar Revenue Collection (USD) for April 2020

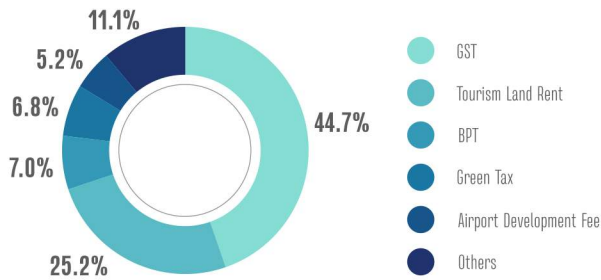
59.6%

▼

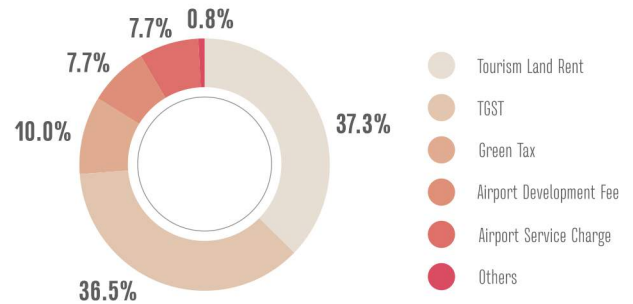
A decrement of 59.6% was recorded for April 2020 compared to April 2019

- As a preventive measure against Covid-19 Pandemic, Maldives borders were closed on 27 March 2020 and on-arrival tourist visas were cancelled. Additionally, all the tax deadlines have been extended due to the lockdown until the re-opening of MIRA, which resulted the decrement in April 2020's revenue compared to April 2019

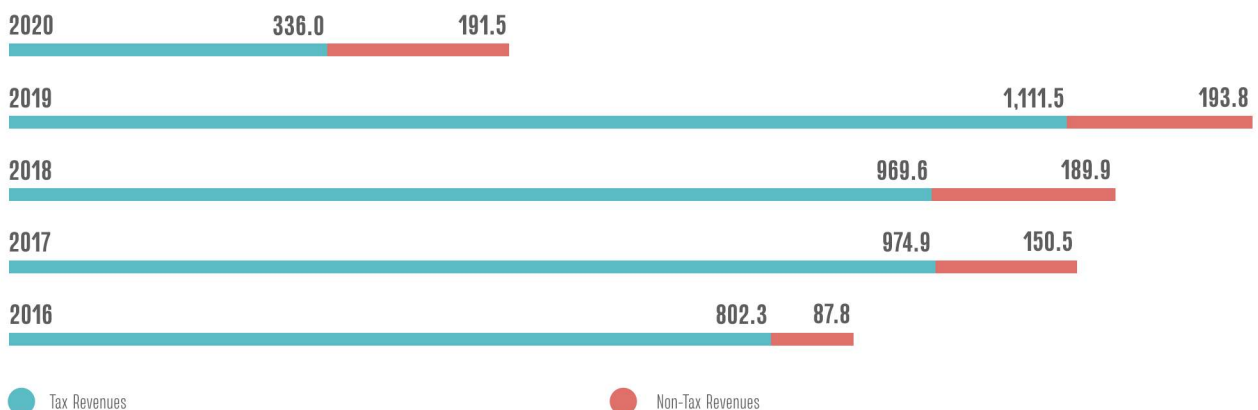
Contribution to Total Revenue



Contribution to US\$ Revenue



Collection of April 2016 -2020



● Tax Revenues

● Non-Tax Revenues

		April 2020				January - April 2020			
		MVR	USD	Total (MVR)	Share of Revenue	MVR	USD	Total (MVR)	Share of Revenue
Tax Revenues	2020 ->	144,377,632	12,606,457	336,008,214	63.7%	1,668,991,163	151,539,492	3,990,411,312	81.7%
	2019 ->	375,101,664	47,973,822	1,111,548,777	85.2%	2,050,958,460	193,112,102	5,012,774,464	80.5%
Airport Service Charge	2020 ->	0	1,781,752	27,347,471	5.2%	0	14,799,157	226,756,037	4.6%
	2019 ->	0	4,572,398	70,144,371	5.4%	0	17,314,222	265,515,234	4.3%
Bank Profit Tax	2020 ->	0	0	0	0.0%	0	0	0	0.0%
	2019 ->	0	0	0	0.0%	7,765	0	7,765	0.0%
Business Profit Tax	2020 ->	36,988,004	0	36,988,004	7.0%	914,715,897	17,032,538	1,175,942,608	24.1%
	2019 ->	64,872,472	316,222	69,723,786	5.3%	943,394,573	14,969,071	1,172,717,975	18.8%
Business Profit Tax	2020 ->	2,335,361	0	2,335,361	0.4%	664,535,564	17,032,538	925,760,275	19.0%
	2019 ->	12,064,987	316,222	16,916,301	1.3%	663,892,811	14,969,071	893,216,214	14.3%
Withholding Tax	2020 ->	34,652,643	0	34,652,643	6.6%	250,182,333	0	250,182,333	5.1%
	2019 ->	52,807,485	0	52,807,485	4.0%	279,501,761	0	279,501,761	4.5%
Green Tax	2020 ->	0	2,331,040	35,740,139	6.8%	0	17,726,538	271,730,726	5.6%
	2019 ->	0	5,446,540	83,605,456	6.4%	0	21,173,135	324,754,620	5.2%
Goods and Services Tax	2020 ->	107,210,272	8,493,665	235,753,244	44.7%	742,582,753	101,981,259	2,304,289,429	47.2%
	2019 ->	297,828,261	37,638,752	875,674,233	67.1%	1,051,936,580	139,655,495	3,194,156,574	51.3%
Goods and Services Tax (General)	2020 ->	107,210,272	0	107,210,272	20.3%	742,582,753	0	742,582,753	15.2%
	2019 ->	297,828,261	0	297,828,261	22.8%	1,051,936,580	0	1,051,936,580	16.9%
Goods and Services Tax (Tourism)	2020 ->	0	8,493,665	128,542,972	24.4%	0	101,981,259	1,561,706,675	32.0%
	2019 ->	0	37,638,752	577,845,971	44.3%	0	139,655,495	2,142,219,994	34.4%
Land Sales Tax	2020 ->	0	0	0	0.0%	794,758	0	794,758	0.0%
	2019 ->	793,115	0	793,115	0.1%	7,532,890	0	7,532,890	0.1%
Remittance Tax	2020 ->	0	0	0	0.0%	8,970,164	0	8,970,164	0.2%
	2019 ->	8,612,373	0	8,612,373	0.7%	34,895,321	180	34,898,075	0.6%
Revenue Stamp	2020 ->	179,356	0	179,356	0.0%	1,927,591	0	1,927,591	0.0%
	2019 ->	2,995,443	0	2,995,443	0.2%	13,191,331	0	13,191,331	0.2%
Non-Tax Revenues	2020 ->	27,959,894	10,653,932	191,464,019	36.3%	241,234,603	42,335,987	891,583,265	18.3%
	2019 ->	71,938,611	7,919,169	193,772,703	14.8%	337,411,708	56,937,864	1,212,557,894	19.3%
Airport Development Fee	2020 ->	0	1,785,262	27,168,370	5.2%	0	14,814,460	228,414,768	4.7%
	2019 ->	0	4,582,032	70,654,933	5.4%	0	17,359,742	267,671,228	4.3%
Construction Period Extension Fee	2020 ->	0	0	0	0.0%	0	0	0	0.0%
	2019 ->	0	400,000	6,141,000	0.5%	0	2,205,000	33,821,384	0.5%
Corporate Social Responsibility Fee	2020 ->	0	18,000	276,480	0.1%	0	898,000	13,772,390	0.3%
	2019 ->	0	0	0	0.0%	0	0	0	0.0%
Business Permits	2020 ->	3,728,889	0	3,728,889	0.7%	14,070,821	187,040	16,938,551	0.3%
	2019 ->	4,411,066	42,565	5,064,259	0.4%	21,652,094	239,945	25,330,589	0.4%
Company Annual Fee	2020 ->	3,648,200	0	3,648,200	0.7%	10,780,720	0	10,780,720	0.2%
	2019 ->	2,923,850	0	2,923,850	0.2%	13,242,728	0	13,242,728	0.2%
Company Registration Fee	2020 ->	6,020	0	6,020	0.0%	428,850	0	428,850	0.0%
	2019 ->	256,961	0	256,961	0.0%	861,180	0	861,180	0.0%
Foreign Investment Administration	2020 ->	0	0	0	0.0%	231,300	48,000	967,560	0.0%
	2019 ->	30,840	4,000	92,080	0.0%	123,360	34,000	644,593	0.0%
Tourism Registration and License	2020 ->	0	0	0	0.0%	160,200	139,040	2,291,671	0.0%
	2019 ->	75,100	38,565	667,053	0.1%	391,900	205,945	3,549,162	0.1%
Other Business Permits	2020 ->	74,669	0	74,669	0.0%	2,469,751	0	2,469,751	0.1%
	2019 ->	1,124,315	0	1,124,315	0.1%	7,032,926	0	7,032,926	0.1%
Fines	2020 ->	2,124,430	125,231	4,043,348	0.8%	33,785,421	1,182,561	51,909,729	1.1%
	2019 ->	10,223,904	621,722	19,760,348	1.5%	56,989,548	1,890,596	87,489,344	1.4%
Land Acquisition and Conversion Fee	2020 ->	0	46,595	715,702	0.1%	0	139,768	2,146,407	0.0%
	2019 ->	0	61,298	940,599	0.1%	0	245,190	3,757,398	0.1%
Lease Period Extension Fee	2020 ->	0	0	0	0.0%	0	5,000,000	76,800,000	1.6%
	2019 ->	0	0	0	0.0%	0	5,000,000	76,500,000	1.2%
Non-Tourism Property Income	2020 ->	5,277,451	0	5,277,451	1.0%	36,026,903	0	36,026,903	0.7%
	2019 ->	10,210,006	0	10,210,006	0.8%	45,881,309	30,850	46,354,617	0.7%
Commercial Land Rent	2020 ->	3,993,566	0	3,993,566	0.8%	27,157,799	0	27,157,799	0.6%
	2019 ->	8,195,372	0	8,195,372	0.6%	30,977,459	0	30,977,459	0.5%
Government Buildings Rent	2020 ->	64,000	0	64,000	0.0%	720,860	0	720,860	0.0%
	2019 ->	232,620	0	232,620	0.0%	1,062,480	0	1,062,480	0.0%
Industrial Land Rent	2020 ->	335,423	0	335,423	0.1%	2,828,296	0	2,828,296	0.1%
	2019 ->	641,443	0	641,443	0.0%	2,720,789	0	2,720,789	0.0%
Long-term Agricultural Leased Isl	2020 ->	884,462	0	884,462	0.2%	3,865,677	0	3,865,677	0.1%
	2019 ->	1,118,072	0	1,118,072	0.1%	5,564,507	30,850	6,037,814	0.1%
Uninhabited Islands Rent	2020 ->	0	0	0	0.0%	1,454,271	0	1,454,271	0.0%
	2019 ->	16,500	0	16,500	0.0%	5,532,074	0	5,532,074	0.1%
Other Non-Tourism Property Inco	2020 ->	0	0	0	0.0%	0	0	0	0.0%
	2019 ->	6,000	0	6,000	0.0%	24,000	0	24,000	0.0%
Proceeds from Sale of Assets	2020 ->	249,278	0	249,278	0.0%	3,907,603	0	3,907,603	0.1%
	2019 ->	1,520,196	0	1,520,196	0.1%	6,411,586	0	6,411,586	0.1%
Sale of Government Land	2020 ->	236,231	0	236,231	0.0%	3,806,378	0	3,806,378	0.1%
	2019 ->	1,461,508	0	1,461,508	0.1%	6,215,899	0	6,215,899	0.1%
Other Proceeds from Sale of Asse	2020 ->	13,047	0	13,047	0.0%	101,225	0	101,225	0.0%
	2019 ->	58,688	0	58,688	0.0%	195,687	0	195,687	0.0%
Resident Permit	2020 ->	9,180,000	0	9,180,000	1.7%	80,462,520	0	80,462,520	1.6%
	2019 ->	24,650,930	0	24,650,930	1.9%	106,451,820	0	106,451,820	1.7%
Royalties	2020 ->	2,585,643	0	2,585,643	0.5%	21,405,230	5,672	21,492,207	0.4%
	2019 ->	7,393,290	939	7,407,691	0.6%	37,690,450	5,479	37,744,480	0.6%
Duty Free Royalty	2020 ->	2,585,643	0	2,585,643	0.5%	21,405,230	0	21,405,230	0.4%
	2019 ->	7,393,290	0	7,393,290	0.6%	37,690,450	0	37,690,450	0.6%
Fuel Re-export Royalty	2020 ->	0	0	0	0.0%	0	5,672	86,977	0.0%
	2019 ->	0	939	14,401	0.0%	0	5,479	84,031	0.0%
Ownership Transfer Tax	2020 ->	0	0	0	0.0%	0	0	0	0.0%
	2019 ->	0	0	0	0.0%	0	10,000	153,550	0.0%
Tourism Land Rent	2020 ->	0	8,675,344	133,020,896	25.2%	0	20,045,387	307,168,355	6.3%
	2019 ->	0	2,197,666	33,694,810	2.6%	0	29,537,517	453,701,228	7.3%
Tourism Administration Fee	2020 ->	0	0	0	0.0%	0	0	0	0.0%
	2019 ->	0	0	0	0.0%	200,000	3,064,000	0.0%	
Vehicle Fee	2020 ->	2,359,518	0	2,359,518	0.4%	30,927,597	0	30,927,597	0.6%
	2019 ->	8,689,671	0	8,689,671	0.7%	38,633,838	0	38,633,838	0.6%
Vessel Fee	2020 ->	462,850	3,500	516,610	0.1%	6,705,592	53,500	7,256,207	0.2%
	2019 ->	1,855,743	10,500	2,016,883	0.2%	9,148,393	70,500	10,229,556	0.2%
Zakat al-mal	2020 ->	1,967,146	0	1,967,146	0.4%	13,646,833	2,082	13,678,793	0.3%
	2019 ->	2,878,329	448	2,885,199	0.2%	13,988,379	632	13,998,070	0.2%
Others	2020 ->	24,689	0	24,689	0.0%	296,085	730	411,235	0.0%
	2019 ->	105,476	2,000	136,176	0.0%	564,291	42,500	1,215,206	0.0%
Total	2020 ->	172,337,526	23,260,389	527,472,234		1,910,225,766	193,875,479	4,881,994,577	
	2019 ->	447,040,275	55,892,991	1,305,321,480		2,388,370,168	250,049,966	6,225,332,358	

Collections are deposited to the Public Bank Account and transaction-level details of such deposits are furnished by the councils.

Dishonored cheques are adjusted in the month to which the respective payment belongs.

Note: Arrows indicate movement compared to corresponding period of previous year.

© 2020 Maldives Inland Revenue Authority | Support Service Directorate | Planning and Development Department

Date of Publication: Monday, 11 May 2020

Notes: Business Profit Tax and Withholding tax collection pursuant to the Business Profit Tax Act (Act Number 5/2011) in January 2020 and Collection pursuant to the Income Tax Act (25/2019) will commence from April 2020

Business Permits: Company Annual Fee, Company Registration Fee, Co-operative Society Registration Fee, Co-operative Society Annual Fee, Foreign Business Fee, Foreign Investment Administration Fee, Import Trade Fee, Trade Registry Fee, Restaurant, Café, Canteen Fee, Partnership Annual Fee, Dive school Registration Fee, Guest House Registration Fee, Other Registrations & License Fees, Motor Vehicle and Vessel Registration Fee, Sale of Tender Documents, Bank Mortgage Registration Fee, Sole Traders Registration Fee, Sale of pass

Royalties: Duty Free Royalty, Fishing Royalty, Foreign Investment Royalty, Fuel Re-Export Royalty, Re-Export Royalty, Skipjack Industry Royalty, Yellowfin Tuna Export Royalty