



MONTHLY REVENUE COLLECTION

August 2019

868.13 million

31.2 million

-14.3%

-2.9%

Total Revenue Collection (MVR) for August 2019, inclusive of USD Collection

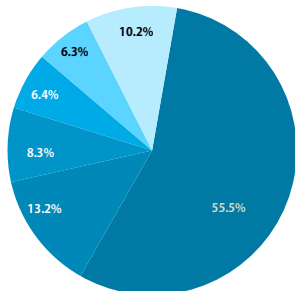
US Dollar Revenue Collection (USD) for August 2019

Total Revenue Collection Compared to August 2018

Total Revenue Collection Compared to Forecast for August 2019

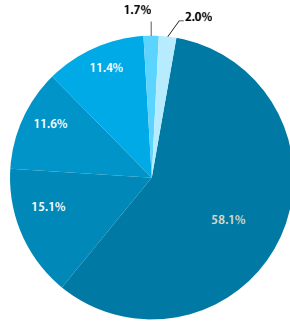
Revenue collection of August 2019 decreased compared to the corresponding period of 2018, as one-off payments toward Land Acquisition and Conversion Fee, Construction Period Extension Fee and Lease Period Extension Fee were received in 2018. Furthermore, decrease in BPT and GST, due to non-payment, added to this variance. Compared to the projection for the month, revenue of August 2019 slightly declined since GST decreased due to non-payment.

Contribution to Total Revenue



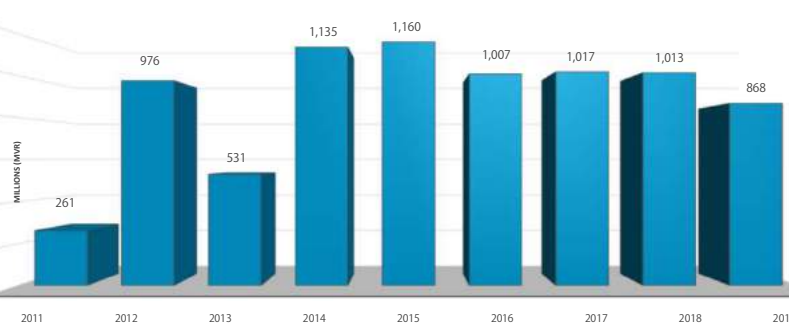
- Goods and Services Tax
- Business Profit Tax
- Green Tax
- Airport Development Fee
- Airport Service Charge
- Others

Contribution to US\$ Revenue



- Goods and Services Tax
- Business Profit Tax
- Green Tax
- Airport Development Fee
- Airport Service Charge
- Others

Collection of August 2011 - 2019



Business Permits: Company Annual Fee, Company Registration Fee, Co-operative Society Registration Fee, Co-operative Society Annual Fee, Foreign Business Fee, Foreign Investment Administration Fee, Import Trade Fee, Trade Registry Fee, Restaurant, Café, Canteen Fee, Partnership Annual Fee, Dive school Registration Fee, Guest House Registration Fee, Other Registrations & License Fees, Motor Vehicle and Vessel Registration Fee, Sale of Tender Documents, Bank Mortgage Registration Fee, Sole Traders Registration Fee, Sale of pass

Royalties: Duty Free Royalty, Fishing Royalty, Foreign Investment Royalty, Fuel Re-Export Royalty, Re-Export Royalty, Skipjack Industry Royalty, Yellowfin Tuna Export Royalty

Non-Tourism Property Income: Commercial Land Rent, Government Buildings Rent, Long-Term Agricultural Leased Islands Rent, Rent from Floating Jetty, Uninhabited Islands Rent

Proceeds from Sale of Assets: Sale of Government Buildings, Sale of Government Land, Sale of Items at Auction

Others: Reimbursement from previous year budget, Sadaqa, Repayment of student loan

	August 2019				January - August			
	MVR	USD	Total (MVR)	Share of Revenue	MVR	USD	Total (MVR)	Share of Revenue
Tax Revenues	2019 → 321,149,211	26,958,395	734,306,711	84.6%	4,614,527,950	335,024,800	9,753,077,620	81.7%
	2018 → 347,725,066	27,990,463	777,139,841	76.7%	4,586,018,891	314,705,760	9,415,796,578	80.9%
Airport Service Charge	2019 → 0	3,569,495	54,715,082	6.3%	0	31,940,843	489,800,680	4.1%
	2018 → 0	3,170,773	48,684,376	4.8%	0	27,928,460	428,580,379	3.7%
Bank Profit Tax	2019 → 0	0	0	0.0%	613,728,429	0	613,728,429	5.1%
	2018 → 0	0	0	0.0%	563,162,842	0	563,162,842	4.8%
Business Profit Tax	2019 → 106,368,466	541,838	114,674,040	13.2%	1,964,965,689	41,791,584	2,605,615,784	21.8%
	2018 → 105,418,580	1,067,335	121,815,730	12.0%	1,950,310,411	33,046,302	2,457,580,731	21.1%
BPT	2019 → 66,244,432	541,838	74,550,006	8.6%	1,479,906,504	41,791,584	2,120,556,599	17.8%
	2018 → 59,805,656	1,012,979	75,370,610	7.4%	1,490,824,270	32,774,520	1,993,927,626	17.1%
Withholding Tax	2019 → 40,124,034	0	40,124,034	4.6%	485,059,185	0	485,059,185	4.1%
	2018 → 45,612,924	54,356	46,445,119	4.6%	459,486,141	271,782	463,653,105	4.0%
Green Tax	2019 → 0	4,704,949	72,087,858	8.3%	0	37,878,993	580,969,618	4.9%
	2018 → 0	4,103,316	62,963,999	6.2%	0	36,297,445	557,049,680	4.8%
Goods and Services Tax	2019 → 203,710,746	18,142,113	481,759,332	55.5%	1,931,972,263	223,414,099	5,359,098,887	44.9%
	2018 → 228,433,526	19,649,039	529,803,866	52.3%	1,945,895,547	217,433,320	5,282,822,325	45.4%
Goods and Services Tax (Genera)	2019 → 203,710,746	0	203,710,746	23.5%	1,931,972,263	0	1,931,972,263	16.2%
	2018 → 228,433,526	0	228,433,526	22.6%	1,945,633,839	0	1,945,633,839	16.7%
Goods and Services Tax (Tourism)	2019 → 0	18,142,113	278,048,986	32.0%	0	223,414,099	3,427,126,523	28.7%
	2018 → 0	19,649,039	301,370,340	29.8%	0	217,433,320	3,337,188,486	28.7%
Land Sales Tax	2019 → 1,436,819	0	1,436,819	0.2%	17,499,210	0	17,499,210	0.1%
	2018 → 2,447,704	0	2,447,704	0.2%	23,962,375	0	23,962,375	0.2%
Remittance Tax	2019 → 9,307,691	0	9,307,691	1.1%	70,675,171	180	70,675,171	0.6%
	2018 → 7,898,295	0	7,898,295	0.8%	71,491,855	0	71,491,855	0.6%
Revenue Stamp	2019 → 325,489	0	325,489	0.0%	15,688,841	0	15,688,841	0.1%
	2018 → 3,526,960	0	3,526,960	0.3%	31,142,831	0	31,142,831	0.3%
Non-Tax Revenues	2019 → 68,376,086	4,247,982	133,822,880	15.4%	626,679,205	101,404,289	2,228,401,259	18.3%
	2018 → 74,698,551	10,485,936	235,802,287	23.3%	595,120,688	106,280,093	2,228,401,259	19.1%
Airport Development Fee	2019 → 0	3,629,531	55,967,363	6.4%	0	31,768,188	489,865,545	4.1%
	2018 → 0	3,196,426	49,288,889	4.9%	0	27,974,822	431,371,755	3.7%
Construction Period Extension Fee	2019 → 0	0	0	0.0%	0	2,205,000	33,813,250	0.3%
	2018 → 0	630,000	9,674,250	1.0%	0	3,465,000	53,170,000	0.5%
Corporate Social Responsibility Fee	2019 → 0	336,500	5,157,825	0.6%	0	671,000	10,279,385	0.1%
	2018 → 0	0	0	0.0%	0	500,000	7,680,000	0.1%
Business Permits	2019 → 1,552,396	6,705	1,655,161	0.2%	29,997,121	287,990	34,412,289	0.3%
	2018 → 1,736,714	16,285	1,986,690	0.2%	30,384,600	214,050	33,668,537	0.3%
Import Trade Fee	2019 → 298,050	0	298,050	0.0%	5,717,300	0	5,717,300	0.0%
	2018 → 491,350	0	491,350	0.0%	5,791,355	0	5,791,355	0.0%
Company Annual Fee	2019 → 322,000	0	322,000	0.0%	14,804,278	0	14,804,278	0.1%
	2018 → 262,750	0	262,750	0.0%	14,457,935	0	14,457,935	0.1%
Company Registration Fee	2019 → 168,619	0	168,619	0.0%	2,463,506	0	2,463,506	0.0%
	2018 → 152,685	0	152,685	0.0%	2,562,813	0	2,562,813	0.0%
Restaurant, Café, Canteen Fee	2019 → 92,400	0	92,400	0.0%	1,211,570	0	1,211,570	0.0%
	2018 → 95,800	0	95,800	0.0%	1,228,295	0	1,228,295	0.0%
Foreign Investment Administrat	2019 → 61,680	6,000	153,640	0.0%	185,040	68,000	1,227,820	0.0%
	2018 → 92,520	16,000	338,120	0.0%	400,920	76,000	1,567,560	0.0%
Tourism Registration and Licens	2019 → 5,000	705	15,805	0.0%	432,300	219,990	3,804,688	0.0%
	2018 → 5,600	285	9,976	0.0%	403,500	138,050	2,520,797	0.0%
Other Business Permits	2019 → 604,647	0	604,647	0.1%	5,183,127	0	5,183,127	0.0%
	2018 → 636,009	0	636,009	0.1%	5,539,781	0	5,539,781	0.0%
Fines	2019 → 7,376,094	61,029	8,310,968	1.0%	90,934,243	3,447,381	143,790,149	1.2%
	2018 → 8,686,258	332,072	13,775,180	1.4%	87,873,818	3,262,643	137,876,105	1.2%
Land Acquisition and Conversion Fee	2019 → 0	23,298	357,152	0.0%	0	594,210	9,111,195	0.1%
	2018 → 995,670	818,392	13,533,916	1.3%	2,368,069	12,136,263	188,648,281	1.6%
Lease Period Extension Fee	2019 → 0	0	0	0.0%	0	5,000,000	76,500,000	0.6%
	2018 → 0	5,000,000	76,700,000	7.6%	0	5,000,000	76,700,000	0.7%
Non-Tourism Property Income	2019 → 10,192,113	0	10,192,113	1.2%	85,802,161	30,850	86,275,468	0.7%
	2018 → 9,477,531	0	9,477,531	0.9%	91,500,101	110,609	93,194,874	0.8%
Commercial Land Rent	2019 → 8,644,291	0	8,644,291	1.0%	62,696,100	0	62,696,100	0.5%
	2018 → 8,183,603	0	8,183,603	0.8%	67,714,650	0	67,714,650	0.6%
Government Buildings Rent	2019 → 371,620	0	371,620	0.0%	2,327,460	0	2,327,460	0.0%
	2018 → 220,120	0	220,120	0.0%	2,388,360	0	2,388,360	0.0%
Industrial Land Rent	2019 → 571,768	0	571,768	0.1%	5,187,071	0	5,187,071	0.0%
	2018 → 756,719	0	756,719	0.1%	5,305,698	0	5,305,698	0.0%
Long-term Agricultural Leased I	2019 → 601,833	0	601,833	0.1%	9,988,771	30,850	10,462,079	0.1%
	2018 → 299,758	0	299,758	0.0%	9,623,281	110,609	11,318,054	0.1%
Uninhabited Islands Rent	2019 → 2,600	0	2,600	0.0%	5,560,758	0	5,560,758	0.0%
	2018 → 11,331	0	11,331	0.0%	6,420,112	0	6,420,112	0.1%
Other Non-Tourism Property Inc	2019 → 0	0	0	0.0%	42,000	0	42,000	0.0%
	2018 → 6,000	0	6,000	0.0%	48,000	0	48,000	0.0%
Proceeds from Sale of Assets	2019 → 1,065,347	0	1,065,347	0.1%	14,123,870	0	14,123,870	0.1%
	2018 → 7,956,027	0	7,956,027	0.8%	24,770,595	0	24,770,595	0.2%
Sale of Government Land	2019 → 1,031,551	0	1,031,551	0.1%	13,720,953	0	13,720,953	0.1%
	2018 → 7,909,251	0	7,909,251	0.8%	24,151,033	0	24,151,033	0.2%
Other Proceeds from Sale of Ass	2019 → 33,796	0	33,796	0.0%	402,918	0	402,918	0.0%
	2018 → 46,776	0	46,776	0.0%	619,562	0	619,562	0.0%
Resident Permit	2019 → 23,954,690	0	23,954,690	2.8%	206,710,190	0	206,710,190	1.7%
	2018 → 26,611,630	0	26,611,630	2.6%	192,775,880	0	192,775,880	1.7%
Royalties	2019 → 6,450,628	175	6,453,307	0.7%	63,730,890	7,361	63,843,777	0.5%
	2018 → 5,926,749	165	5,928,289	0.6%	51,181,146	6,130	51,275,241	0.4%
Duty Free Royalty	2019 → 6,450,628	0	6,450,628	0.7%	63,730,890	0	63,730,890	0.5%
	2018 → 5,926,749	0	5,926,749	0.6%	51,181,146	0	51,181,146	0.4%
Fuel Re-export Royalty	2019 → 0	175	2,639	0.0%	0	7,361	112,887	0.0%
	2018 → 0	165	2,539	0.0%	0	6,130	94,095	0.0%
Ownership Transfer Tax	2019 → 0	5,000	76,100	0.0%	0			