



# MONTHLY REVENUE COLLECTION

## May 2019

**1.09 billion**

**43.1 million**

**3.3%**

**-5.2%**

Total Revenue Collection (MVR) for May 2019, inclusive of USD Collection

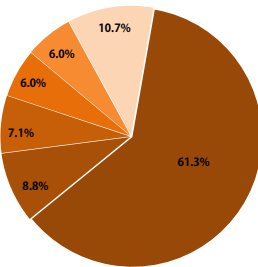
US Dollar Revenue Collection (USD) for May 2019

Total Revenue Collection Compared to May 2018

Total Revenue Collection Compared to Forecast for May 2019

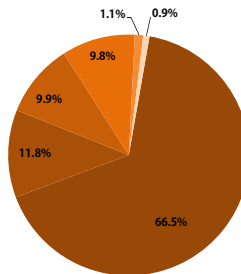
In comparison to May 2018, increment was observed for GST, BPT and Green Tax. The favourable outcome in tourism related revenues is due to the significant increment in tourist arrivals of April 2019. Tourist arrivals increased by 36.3% compared to the corresponding period of 2018. However, due to the decrement in the Bank Profit Tax, actual revenue is lower than the forecasted revenue.

Contribution to Total Revenue



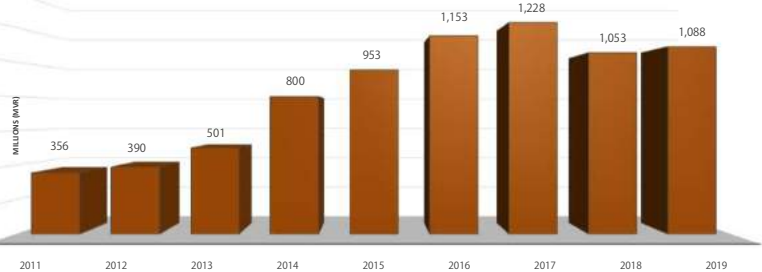
- Goods and Services Tax
- Business Profit Tax
- Green Tax
- Airport Development Fee
- Airport Service Charge
- Others

Contribution to US\$ Revenue



- Goods and Services Tax
- Green Tax
- Airport Development Fee
- Airport Service Charge
- Tourism Land Rent
- Others

Collection of May 2011 - 2019



**Business Permits:** Company Annual Fee, Company Registration Fee, Co-operative Society/Registration Fee, Co-operative Society Annual Fee, Foreign Business Fee, Foreign Investment Administration Fee, Import Trade Fee, Trade Registry Fee, Restaurant, Café, Canteen Fee, Partnership Annual Fee, Dive school Registration Fee, Guest House Registration Fee, Other Registrations & License Fees, Motor Vehicle and Vessel Registration Fee, Sale of Tender Documents, Bank Mortgage Registration Fee, Sale, Trader's Registration Fee, Sale of pass

**Royalties:** Duty Free Royalty, Fishing Royalty, Foreign Investment Royalty, Fuel Re-Export Royalty, Re-Export Royalty, Skipjack Industry Royalty, Yellowfin Tuna Export Royalty

**Non-Tourism Property Income:** Commercial Land Rent, Government Buildings Rent, Industrial Land Rent, Long-Term Agricultural Leased Islands Rent, Rent from Floating Jetty, Uninhabited Islands Rent

**Proceeds from Sale of Assets:** Sale of Government Buildings, Sale of Government Land, Sale of Items at Auction

**Others:** Reimbursement from previous year budget, Sadaqah, Repayment of student loan

		May 2019			January - May		
		MVR	USD	Total (MVR)	MVR	USD	Total (MVR)
<b>Tax Revenues</b>	2019 ->	354,442,182	37,962,650	937,042,312	2,405,463,391	231,074,753	5,949,877,411
	2018 ->	397,925,997	33,394,835	910,288,802	2,446,069,262	224,188,128	5,886,773,453
<b>Airport Service Charge</b>	2019 ->	0	4,238,363	65,006,994	0	21,552,585	330,519,895
	2018 ->	0	3,736,092	57,326,955	0	19,018,563	291,814,199
<b>Bank Profit Tax</b>	2019 ->	20,097,055	0	20,097,055	20,104,820	0	20,104,820
	2018 ->	98,706,022	0	98,706,022	99,974,980	0	99,974,980
<b>Business Profit Tax</b>	2019 ->	95,866,901	10,421	96,026,550	1,039,199,730	14,979,492	1,268,682,782
	2018 ->	27,275,899	182,250	60,069,003	1,007,995,562	15,034,339	1,238,791,204
<b>BPT</b>	2019 ->	27,309,391	10,421	27,469,041	691,205,528	14,979,492	920,688,580
	2018 ->	6,292,723	127,894	9,565,294	677,968,953	14,925,626	907,099,656
<b>Withholding Tax</b>	2019 ->	68,557,509	0	68,557,509	347,994,203	0	347,994,203
	2018 ->	50,983,176	54,356	51,815,371	330,026,609	108,713	331,691,550
<b>Green Tax</b>	2019 ->	0	5,060,405	77,664,065	0	26,233,540	402,426,959
	2018 ->	1,712	4,181,790	64,148,179	4,934	25,780,908	395,612,386
<b>Goods and Services Tax</b>	2019 ->	227,746,898	28,653,461	667,516,320	1,279,805,097	168,308,956	3,861,786,457
	2018 ->	226,281,891	25,294,471	614,373,809	1,255,861,362	164,354,085	3,778,344,699
<b>Goods and Services Tax (Gener)</b>	2019 ->	227,746,898	0	227,746,898	1,279,805,097	0	1,279,805,097
	2018 ->	226,137,377	0	226,137,377	1,255,696,768	0	1,255,696,768
<b>Goods and Services Tax (Tourist)</b>	2019 ->	0	28,653,461	439,769,422	0	168,308,956	2,581,981,360
	2018 ->	143,714	25,294,471	388,236,433	164,593	164,354,085	2,522,647,931
<b>Land Sales Tax</b>	2019 ->	153,225	0	153,225	7,686,115	0	7,686,115
	2018 ->	3,795,406	0	3,795,406	15,561,015	0	15,561,015
<b>Remittance Tax</b>	2019 ->	9,565,294	0	9,565,294	44,460,615	180	44,460,615
	2018 ->	9,191,839	0	9,191,839	46,887,195	0	46,887,195
<b>Revenue Stamp</b>	2019 ->	1,012,809	0	1,012,809	14,207,013	0	14,207,013
	2018 ->	2,674,028	0	2,674,028	19,784,215	0	19,784,215
<b>Non-Tax Revenues</b>	2019 ->	72,856,766	5,099,305	151,418,015	410,158,426	62,037,169	1,363,059,238
	2018 ->	68,932,689	4,820,996	143,192,819	388,691,323	60,851,629	1,324,051,749
<b>Airport Development Fee</b>	2019 ->	0	4,233,615	65,590,739	0	21,613,357	333,277,958
	2018 ->	0	3,740,501	57,678,525	0	19,027,027	293,396,756
<b>Construction Period Extension Fee</b>	2019 ->	0	0	0	0	2,205,000	33,813,250
	2018 ->	0	225,000	3,456,000	0	1,440,000	22,089,300
<b>Corporate Social Responsibility Fee</b>	2019 ->	0	0	0	0	0	0
	2018 ->	0	0	0	0	500,000	7,680,000
<b>Business Permits</b>	2019 ->	1,845,840	11,085	2,015,956	23,564,834	251,030	27,413,264
	2018 ->	2,140,114	15,530	2,378,206	25,420,482	181,380	28,202,954
<b>Import Trade Fee</b>	2019 ->	612,105	0	612,105	4,332,235	0	4,332,235
	2018 ->	527,015	0	527,015	4,344,040	0	4,344,040
<b>Company Annual Fee</b>	2019 ->	356,150	0	356,150	13,670,648	0	13,670,648
	2018 ->	390,400	0	390,400	13,684,570	0	13,684,570
<b>Company Registration Fee</b>	2019 ->	151,994	0	151,994	1,013,904	0	1,013,904
	2018 ->	331,564	0	331,564	2,118,771	0	2,118,771
<b>Restaurant, Café, Canteen Fee</b>	2019 ->	121,900	0	121,900	847,870	0	847,870
	2018 ->	97,200	0	97,200	927,125	0	927,125
<b>Foreign Investment Administration</b>	2019 ->	0	6,000	92,120	123,360	40,000	736,680
	2018 ->	30,840	4,000	92,240	215,880	46,000	922,400
<b>Tourism Registration and Licen</b>	2019 ->	15,000	5,085	92,996	406,900	211,030	3,642,010
	2018 ->	25,500	11,530	202,192	372,400	135,380	2,448,711
<b>Other Business Permits</b>	2019 ->	588,691	0	588,691	3,169,917	0	3,169,917
	2018 ->	737,595	0	737,595	3,757,696	0	3,757,696
<b>Fines</b>	2019 ->	8,826,767	176,488	11,533,790	65,634,495	2,166,997	98,841,313
	2018 ->	8,760,718	59,162	9,668,285	63,239,529	2,439,495	100,614,995
<b>Land Acquisition and Conversion Fee</b>	2019 ->	0	99,298	1,524,978	0	344,488	5,281,995
	2018 ->	0	261,142	4,003,681	1,372,399	6,669,059	103,757,065
<b>Lease Period Extension Fee</b>	2019 ->	0	0	0	0	5,000,000	765,000
	2018 ->	0	0	0	0	0	0
<b>Non-Tourism Property Income</b>	2019 ->	9,943,855	0	9,943,855	55,878,090	30,850	56,351,398
	2018 ->	9,124,399	0	9,124,399	58,759,744	110,609	60,454,517
<b>Commercial Land Rent</b>	2019 ->	7,536,207	0	7,536,207	38,515,867	0	38,515,867
	2018 ->	7,729,466	0	7,729,466	41,370,510	0	41,370,510
<b>Government Buildings Rent</b>	2019 ->	389,620	0	389,620	1,452,100	0	1,452,100
	2018 ->	282,620	0	282,620	1,534,000	0	1,534,000
<b>Industrial Land Rent</b>	2019 ->	713,584	0	713,584	3,462,002	0	3,462,002
	2018 ->	561,460	0	561,460	3,307,565	0	3,307,565
<b>Long-term Agricultural Leased</b>	2019 ->	1,297,756	0	1,297,756	6,862,263	30,850	7,335,571
	2018 ->	499,922	0	499,922	6,320,961	110,609	8,015,733
<b>Uninhabited Islands Rent</b>	2019 ->	687	0	687	5,555,858	0	5,555,858
	2018 ->	44,931	0	44,931	6,196,709	0	6,196,709
<b>Other Non-Tourism Property In</b>	2019 ->	6,000	0	6,000	30,000	0	30,000
	2018 ->	6,000	0	6,000	30,000	0	30,000
<b>Proceeds from Sale of Assets</b>	2019 ->	944,835	0	944,835	7,356,421	0	7,356,421
	2018 ->	2,387,154	0	2,387,154	9,132,482	0	9,132,482
<b>Sale of Government Land</b>	2019 ->	862,789	0	862,789	7,078,688	0	7,078,688
	2018 ->	2,331,187	0	2,331,187	8,677,609	0	8,677,609
<b>Other Proceeds from Sale of As</b>	2019 ->	82,046	0	82,046	277,733	0	277,733
	2018 ->	55,966	0	55,966	454,873	0	454,873
<b>Resident Permit</b>	2019 ->	23,727,670	0	23,727,670	130,209,620	0	130,209,620
	2018 ->	23,664,500	0	23,664,500	122,033,500	0	122,033,500
<b>Royalties</b>	2019 ->	6,902,906	565	6,911,579	44,625,553	6,044	44,625,553
	2018 ->	5,565,559	802	5,577,856	34,333,102	5,039	34,410,436
<b>Duty Free Royalty</b>	2019 ->	6,902,906	0	6,902,906	44,625,553	0	44,625,553
	2018 ->	5,565,559	0	5,565,559	34,333,102	0	34,333,102
<b>Fuel Re-export Royalty</b>	2019 ->	0	565	8,673	0	6,044	92,704
	2018 ->	0	802	12,297	0	5,039	77,334
<b>Ownership Transfer Tax</b>	2019 ->	0	5,000	76,750	0	25,000	383,500
	2018 ->	0	5,000	76,750	0	25,000	383,500
<b>Tourism Land Rent</b>	2019 ->	0	487,091	7,467,483	0	30,024,608	460,354,853
	2018 ->	0	203,944	3,129,021	0	29,503,906	452,914,640
<b>Tourism Administration Fee</b>	2019 ->	0	0	0	0	200,000	3,064,000
	2018 ->	0	200,000	3,072,000	0	600,000	9,210,000
<b>Vehicle Fee</b>	2019 ->	9,328,858	0	9,328,858	47,933,166	0	47,933,166
	2018 ->	8,710,878	0	8,710,878	40,798,483	0	40,798,483
<b>Vessel Fee</b>	2019 ->	1,836,987	14,000	2,051,957	10,901,780	84,500	12,197,855
	2018 ->	1,601,837	14,000	1,816,772	11,669,026	97,000	13,157,296
<b>Zakat al-mal</b>	2019 ->	9,392,890	2,150	9,425,893	23,281,269	2,782	23,423,963
	2018 ->	6,953,165	415	6,959,523	21,587,992	515	21,595,885
<b>Others</b>	2019 ->	106,158	50,014	873,623	673,198	92,514	2,091,578
	2018 ->	24,368	95,500	1,489,223	242,585	252,600	429,600
<b>Total</b>	2019 ->	427,298,948	43,061,955	1,088,460,328	2,815,621,817	293,111,921	7,312,916,649
	2018 ->	466,858,686	38,215,831	1,053,481,622	2,834,760,585	285,039,757	