



# MONTHLY REVENUE COLLECTION

## April 2019

**1.31** billion

**55.9** million

**12.6%**

**6.3%**

Total Revenue Collection (MVR) for April 2019, inclusive of USD Collection

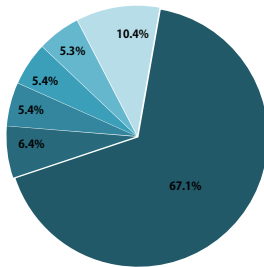
US Dollar Revenue Collection (USD) for April 2019

Total Revenue Collection Compared to April 2018

Total Revenue Collection Compared to Forecast for April 2019

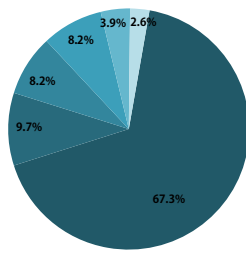
Compared April 2018, revenue of April 2019 increased due to receipt of dues from previous deadlines. Similarly, due to receipt of dues in April 2019 for TGST, GGST, BPT and Tourism Land Rent, monthly revenue surpassed the forecasted revenue for April 2019.

### Contribution to Total Revenue



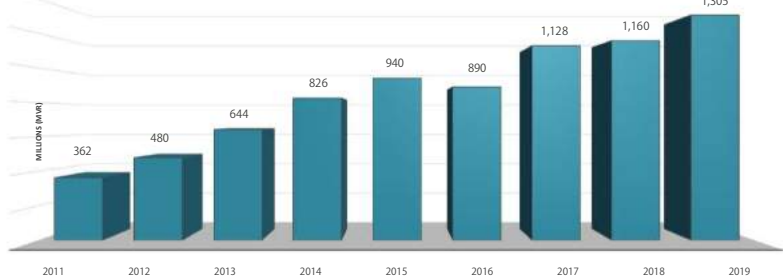
- Goods and Services Tax
- Green Tax
- Airport Development Fee
- Airport Service Charge
- Business Profit Tax
- Others

### Contribution to US\$ Revenue



- Goods and Services Tax
- Green Tax
- Airport Development Fee
- Airport Service Charge
- Tourism Land Rent
- Others

### Collection of April 2011 - 2019



**Business Permits:** Company Annual Fee, Company Registration Fee, Co-operative Society/Registration Fee, Co-operative Society Annual Fee, Foreign Business Fee, Foreign Investment Administration Fee, Import Trade Fee, Trade Registry Fee, Restaurant, Café, Canteen Fee, Partnership Annual Fee, Dive school Registration Fee, Guest House Registration Fee, Other Registrations & License Fees, Motor Vehicle and Vessel Registration Fee, Sale of Tender Documents, Bank Mortgage Registration Fee, Sale, Trader's Registration Fee, Sale of parts

**Royalties:** Duty Free Royalty, Fishing Royalty, Foreign Investment Royalty, Fuel Re-export Royalty, Re-export Royalty, Skipjack Industry Royalty, Yellowfin Tuna Export Royalty

**Non-Tourism Property Income:** Commercial Land Rent, Government Buildings Rent, Industrial Land Rent, Long-term Agricultural Leased Islands Rent, Rent from Floating Jetty, Uninhabited Islands Rent

**Proceeds from Sale of Assets:** Sale of Government Buildings, Sale of Government Land, Sale of Items at Auction

**Others:** Reimbursement from previous year budget, Sadaqaq, Repayment of student loan

		April 2019			Share of Revenue	January - April			Share of Revenue
		MVR	USD	Total (MVR)		MVR	USD	Total (MVR)	
<b>Tax Revenues</b>	2019 ->	375,071,558	47,973,822	1,111,518,671	85.2%	2,051,021,209	193,112,102	5,012,835,099	80.5%
	2018 ->	353,256,056	40,161,848	969,597,230	83.6%	2,048,143,265	190,793,292	4,976,484,651	80.8%
<b>Airport Service Charge</b>	2019 ->	0	4,572,308	70,144,371	5.4%	0	17,314,222	265,512,901	4.3%
	2018 ->	0	3,574,175	54,823,169	4.7%	0	15,282,471	234,487,243	3.8%
<b>Bank Profit Tax</b>	2019 ->	0	0	0	0.0%	7,765	0	7,765	0.0%
	2018 ->	0	0	0	0.0%	1,268,958	0	1,268,958	0.0%
<b>Business Profit Tax</b>	2019 ->	64,870,272	316,222	69,721,586	5.3%	943,332,830	14,969,071	1,172,656,232	18.8%
	2018 ->	68,095,355	186,565	70,958,424	6.1%	950,719,662	14,852,089	1,178,722,201	19.1%
<b>BPT</b>	2019 ->	12,062,787	316,222	16,914,101	1.3%	663,896,137	14,969,071	893,219,539	14.4%
	2018 ->	4,833,140	132,208	6,663,463	0.6%	671,676,230	14,797,732	898,946,622	14.6%
<b>Withholding Tax</b>	2019 ->	52,807,485	0	52,807,485	4.0%	279,436,693	0	279,436,693	4.5%
	2018 ->	63,262,215	54,357	64,094,961	5.5%	279,043,433	54,357	279,876,179	4.5%
<b>Green Tax</b>	2019 ->	0	5,446,540	83,605,456	6.4%	0	21,173,135	324,762,893	5.2%
	2018 ->	0	4,878,630	74,890,333	6.5%	3,223	21,599,118	331,464,207	5.4%
<b>Goods and Services Tax</b>	2019 ->	297,800,355	37,638,752	875,646,327	67.1%	1,052,058,199	139,655,495	3,194,270,137	51.3%
	2018 ->	267,011,172	31,522,479	750,775,775	64.7%	1,029,580,270	139,059,614	3,163,970,890	51.4%
<b>Goods and Services Tax (Gener)</b>	2019 ->	297,800,355	0	297,800,355	22.8%	1,052,058,199	0	1,052,058,199	16.9%
	2018 ->	267,011,172	0	267,011,172	23.0%	1,029,559,391	0	1,029,559,391	16.7%
<b>Goods and Services Tax (Touris)</b>	2019 ->	0	37,638,752	577,845,971	44.3%	0	139,655,495	2,142,211,938	34.4%
	2018 ->	0	31,522,479	483,764,602	41.7%	20,879	139,059,614	2,134,411,498	34.7%
<b>Land Sales Tax</b>	2019 ->	793,115	0	793,115	0.1%	7,532,890	0	7,532,890	0.1%
	2018 ->	3,876,713	0	3,876,713	0.3%	11,765,609	0	11,765,609	0.2%
<b>Remittance Tax</b>	2019 ->	8,612,373	0	8,612,373	0.7%	34,898,321	180	34,898,321	0.6%
	2018 ->	9,714,970	0	9,714,970	0.8%	37,695,356	0	37,695,356	0.6%
<b>Revenue Stamp</b>	2019 ->	2,995,443	0	2,995,443	0.2%	13,194,204	0	13,194,204	0.2%
	2018 ->	4,557,847	0	4,557,847	0.4%	17,110,187	0	17,110,187	0.3%
<b>Non-Tax Revenues</b>	2019 ->	71,937,250	7,919,169	193,771,342	14.8%	337,301,660	56,937,864	1,211,641,223	19.5%
	2018 ->	82,598,117	6,975,385	189,928,106	16.4%	319,758,635	50,030,633	1,180,858,929	19.2%
<b>Airport Development Fee</b>	2019 ->	0	4,582,032	70,654,933	5.4%	0	17,359,742	267,687,219	4.3%
	2018 ->	0	3,573,077	55,096,847	4.8%	0	15,286,526	235,718,231	3.8%
<b>Construction Period Extension Fee</b>	2019 ->	0	400,000	6,141,000	0.5%	0	2,205,000	33,813,250	0.5%
	2018 ->	0	120,000	1,842,750	0.2%	0	1,215,000	18,633,300	0.3%
<b>Corporate Social Responsibility Fee</b>	2019 ->	0	0	0	0.0%	0	0	0	0.0%
	2018 ->	0	0	0	0.0%	0	500,000	7,680,000	0.1%
<b>Business Permits</b>	2019 ->	4,409,866	42,565	5,063,959	0.4%	21,718,994	239,945	25,397,308	0.4%
	2018 ->	5,501,925	29,815	5,959,056	0.5%	23,280,368	165,850	25,824,747	0.4%
<b>Import Trade Fee</b>	2019 ->	398,230	0	398,230	0.0%	3,720,130	0	3,720,130	0.1%
	2018 ->	852,105	0	852,105	0.1%	3,817,025	0	3,817,025	0.1%
<b>Company Annual Fee</b>	2019 ->	2,923,850	0	2,923,850	0.2%	13,314,498	0	13,314,498	0.2%
	2018 ->	2,822,600	0	2,822,600	0.2%	13,294,170	0	13,294,170	0.2%
<b>Company Registration Fee</b>	2019 ->	256,961	0	256,961	0.0%	861,910	0	861,910	0.0%
	2018 ->	616,155	0	616,155	0.1%	1,787,207	0	1,787,207	0.0%
<b>Restaurant, Café, Canteen Fee</b>	2019 ->	134,400	0	134,400	0.0%	725,970	0	725,970	0.0%
	2018 ->	336,565	0	336,565	0.0%	829,925	0	829,925	0.0%
<b>Foreign Investment Administra</b>	2019 ->	30,840	4,000	92,080	0.0%	123,360	34,000	644,560	0.0%
	2018 ->	92,520	14,000	307,380	0.0%	185,040	42,000	829,800	0.0%
<b>Tourism Registration and Licen</b>	2019 ->	75,100	38,565	667,053	0.1%	391,900	205,945	3,549,014	0.1%
	2018 ->	65,100	15,815	307,371	0.0%	346,900	123,850	2,246,519	0.0%
<b>Other Business Permits</b>	2019 ->	590,485	0	590,485	0.0%	2,581,226	0	2,581,226	0.0%
	2018 ->	716,880	0	716,880	0.1%	3,020,101	0	3,020,101	0.0%
<b>Fines</b>	2019 ->	10,242,692	621,722	19,779,136	1.5%	56,807,728	1,990,509	87,307,524	1.4%
	2018 ->	20,004,776	133,326	22,050,558	1.9%	54,788,811	2,380,333	90,946,710	1.5%
<b>Land Acquisition and Conversion Fee</b>	2019 ->	0	61,298	940,599	0.1%	0	245,190	3,757,015	0.1%
	2018 ->	0	193,028	2,963,013	0.3%	1,372,399	6,407,917	99,733,382	1.6%
<b>Lease Period Extension Fee</b>	2019 ->	0	0	0	0.0%	0	5,000,000	76,500,000	1.2%
	2018 ->	0	0	0	0.0%	0	0	0	0.0%
<b>Non-Tourism Property Income</b>	2019 ->	10,210,006	0	10,210,006	0.8%	45,934,235	30,850	46,407,543	0.7%
	2018 ->	9,973,960	0	9,973,960	0.9%	49,635,345	110,609	51,330,118	0.8%
<b>Commercial Land Rent</b>	2019 ->	8,195,372	0	8,195,372	0.6%	30,979,659	0	30,979,659	0.5%
	2018 ->	7,742,871	0	7,742,871	0.7%	33,641,044	0	33,641,044	0.5%
<b>Government Buildings Rent</b>	2019 ->	232,620	0	232,620	0.0%	1,062,480	0	1,062,480	0.0%
	2018 ->	247,620	0	247,620	0.0%	1,251,380	0	1,251,380	0.0%
<b>Industrial Land Rent</b>	2019 ->	641,443	0	641,443	0.0%	2,748,418	0	2,748,418	0.0%
	2018 ->	624,755	0	624,755	0.1%	2,746,105	0	2,746,105	0.0%
<b>Long-term Agricultural Leased</b>	2019 ->	1,118,072	0	1,118,072	0.1%	5,564,507	30,850	6,037,814	0.1%
	2018 ->	1,338,512	0	1,338,512	0.1%	5,821,038	110,609	7,515,811	0.1%
<b>Uninhabited Islands Rent</b>	2019 ->	16,500	0	16,500	0.0%	5,555,171	0	5,555,171	0.1%
	2018 ->	14,203	0	14,203	0.0%	6,151,778	0	6,151,778	0.1%
<b>Other Non-Tourism Property In</b>	2019 ->	6,000	0	6,000	0.0%	24,000	0	24,000	0.0%
	2018 ->	6,000	0	6,000	0.0%	24,000	0	24,000	0.0%
<b>Proceeds from Sale of Assets</b>	2019 ->	1,520,196	0	1,520,196	0.1%	6,411,586	0	6,411,586	0.1%
	2018 ->	3,367,365	0	3,367,365	0.3%	6,745,328	0	6,745,328	0.1%
<b>Sale of Government Land</b>	2019 ->	1,461,508	0	1,461,508	0.1%	6,215,899	0	6,215,899	0.1%
	2018 ->	3,298,197	0	3,298,197	0.3%	6,346,421	0	6,346,421	0.1%
<b>Other Proceeds from Sale of As</b>	2019 ->	58,688	0	58,688	0.0%	195,687	0	195,687	0.0%
	2018 ->	69,168	0	69,168	0.0%	398,907	0	398,907	0.0%
<b>Resident Permit</b>	2019 ->	24,631,980	0	24,631,980	1.9%	106,481,950	0	106,481,950	1.7%
	2018 ->	24,429,750	0	24,429,750	2.1%	98,369,000	0	98,369,000	1.6%
<b>Royalties</b>	2019 ->	7,393,290	939	7,407,691	0.6%	37,722,647	5,479	37,806,677	0.6%
	2018 ->	5,770,434	264	5,774,481	0.5%	28,767,543	4,237	28,832,580	0.5%
<b>Duty Free Royalty</b>	2019 ->	7,393,290	0	7,393,290	0.6%	37,722,647	0	37,722,647	0.6%
	2018 ->	5,770,434	0	5,770,434	0.5%	28,767,543	0	28,767,543	0.5%
<b>Fuel Re-export Royalty</b>	2019 ->	0	939	14,401	0.0%	0	5,479	84,031	0.0%
	2018 ->	0	264	4,046	0.0%	0	4,237	65,037	0.0%
<b>Ownership Transfer Tax</b>	2019 ->	0	0	0	0.0%	0	10,000	153,550	0.0%
	2018 ->	0	0	0	0.0%	0	20,000	306,750	0.0%