



# MONTHLY REVENUE COLLECTION

## October 2019

**927.62** million **35.4** million

Total Revenue Collection (MVR) for October 2019, Inclusive of USD Collection  
US Dollar Revenue Collection (USD) for October 2019

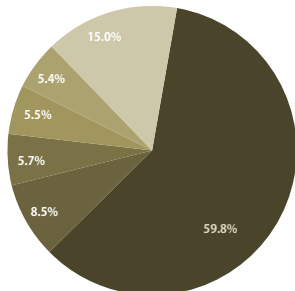
**-10.1%**

**6.8%**

Total Revenue Collection Compared to October 2018  
Total Revenue Collection Compared to Forecast for October 2019

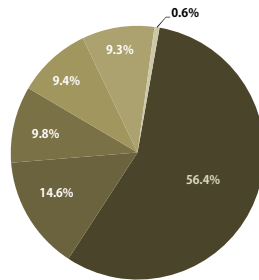
Compared to October 2018, GGST, TGST, BPT and Green Tax revenue of October 2019 declined significantly, due to observed non-payment by deadline from taxpayers. Additionally, one-off payments were received towards Land Acquisition and Conversion Fee in October 2018, whereas only subsequent payments were received in October 2019. Similarly, major tax revenues decreased in comparison to projection. However, due to the receipt of late payments of Tourism Land Rent from past deadlines, which was not accounted for in projection, October's revenue is higher than forecasted revenue for the month.

Contribution to Total Revenue



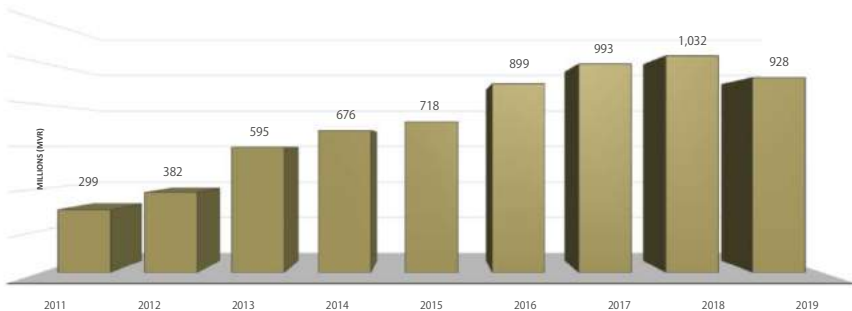
- Goods and Services Tax
- Tourism Land Rent
- Green Tax
- Airport Development Fee
- Airport Service Charge
- Others

Contribution to US\$ Revenue



- Goods and Services Tax
- Tourism Land Rent
- Green Tax
- Airport Development Fee
- Airport Service Charge
- Others

Collection of October 2011 - 2019



**Business Permits:** Company Annual Fee, Company Registration Fee, Co-operative Society Registration Fee, Co-operative Society Annual Fee, Foreign Business Fee, Foreign Investment Administration Fee, Import Trade Fee, Trade Registry Fee, Restaurant, Café, Canteen Fee, Partnership Annual Fee, Dive school Registration Fee, Guest House Registration Fee, Other Registrations & License Fees, Motor Vehicle and Vessel Registration Fee, Sale of Tender Documents, Bank Mortgage Registration Fee, Sole Traders Registration Fee, Sale of pass

**Royalties:** Duty Free Royalty, Fishing Royalty, Foreign Investment Royalty, Fuel Re-Export Royalty, Re-Export Royalty, Skipjack Industry Royalty, Yellowfin Tuna Export Royalty

**Non-Tourism Property Income:** Commercial Land Rent, Government Buildings Rent, Long-Term Agricultural Leased Islands Rent, Rent from Floating Jetty, Uninhabited Islands Rent

**Proceeds from Sale of Assets:** Sale of Government Buildings, Sale of Government Land, Sale of Items at Auction

**Others:** Reimbursement from previous year budget, Sadaqa, Repayment of student loan

	October 2019				January - October			
	MVR	USD	Total (MVR)	Share of Revenue	MVR	USD	Total (MVR)	Share of Revenue
<b>Tax Revenues</b>	2019 → 311,760,812	26,703,215	721,644,517	77.8%	5,209,423,456	391,374,503	11,212,592,400	79.6%
	2018 → 360,355,906	29,499,861	813,102,139	78.8%	5,220,321,780	371,345,755	10,919,284,942	78.3%
<b>Airport Service Charge</b>	2019 → 0	3,281,031	50,361,222	5.4%	0	39,514,260	605,871,162	4.3%
	2018 → 0	2,796,134	42,916,269	4.2%	0	34,696,474	532,471,245	3.8%
<b>Bank Profit Tax</b>	2019 → 182,694	0	182,694	0.0%	613,951,463	0	613,951,463	4.4%
	2018 → 0	0	36,770,048	5.2%	563,162,842	0	563,162,842	4.0%
<b>Business Profit Tax</b>	2019 → 49,018,736	2,542	49,057,730	5.3%	2,082,149,311	41,805,253	2,723,000,893	19.3%
	2018 → 59,644,184	12,660	59,838,454	5.8%	2,060,190,112	33,108,977	2,568,421,758	18.4%
<b>BPT</b>	2019 → 5,506,265	2,542	5,545,259	0.6%	1,511,640,729	41,805,253	2,152,500,311	15.3%
	2018 → 16,582,288	12,660	16,776,559	1.6%	1,520,713,855	32,816,371	2,024,459,507	14.5%
<b>Withholding Tax</b>	2019 → 43,512,471	0	43,512,471	4.7%	570,508,582	0	570,508,582	4.1%
	2018 → 43,061,895	0	43,061,895	4.2%	539,476,258	0	543,962,251	3.9%
<b>Green Tax</b>	2019 → 0	3,454,895	33,028,905	5.7%	0	49,177,989	708,338,001	5.0%
	2018 → 0	3,698,934	36,770,048	5.2%	0	48,110,374	676,941,851	4.9%
<b>Goods and Services Tax</b>	2019 → 248,437,622	19,964,747	554,897,207	59.8%	2,385,833,998	263,876,821	6,433,819,445	45.7%
	2018 → 284,056,527	22,992,105	636,921,735	61.7%	2,439,187,332	259,429,669	6,420,554,782	46.1%
<b>Goods and Services Tax (Genera)</b>	2019 → 248,437,622	0	248,437,622	26.8%	2,385,833,998	0	2,385,833,998	16.9%
	2018 → 284,056,527	0	284,056,527	27.5%	2,438,925,624	0	2,438,925,624	17.5%
<b>Goods and Services Tax (Tourism)</b>	2019 → 0	19,964,747	306,454,584	33.0%	0	263,876,821	4,048,097,446	28.7%
	2018 → 0	22,992,105	352,865,208	34.2%	0	259,429,669	3,981,629,159	28.6%
<b>Land Sales Tax</b>	2019 → 5,749,176	0	5,749,176	0.6%	24,501,506	0	24,501,506	0.2%
	2018 → 6,005,271	0	6,005,271	0.6%	33,190,882	0	33,190,882	0.2%
<b>Remittance Tax</b>	2019 → 8,009,763	0	8,009,763	0.9%	86,400,674	180	86,403,428	0.6%
	2018 → 6,965,517	0	6,965,517	0.7%	86,380,392	29	86,380,392	0.6%
<b>Revenue Stamp</b>	2019 → 362,821	0	362,821	0.0%	16,586,503	0	16,586,503	0.1%
	2018 → 3,684,807	0	3,684,807	0.4%	38,157,190	0	38,157,190	0.3%
<b>Non-Tax Revenues</b>	2019 → 72,337,649	8,694,486	205,977,220	22.2%	771,837,417	136,793,187	2,872,920,121	20.4%
	2018 → 80,229,540	9,015,896	218,801,140	21.2%	751,021,558	147,538,479	3,018,030,415	21.7%
<b>Airport Development Fee</b>	2019 → 0	3,314,910	51,115,905	5.5%	0	39,414,397	607,768,798	4.3%
	2018 → 0	2,800,250	43,179,855	4.2%	0	34,727,427	535,496,924	3.8%
<b>Construction Period Extension Fee</b>	2019 → 0	0	0	0.0%	0	2,205,000	33,813,250	0.2%
	2018 → 0	1,335,000	20,487,150	2.0%	0	5,880,000	90,237,750	0.6%
<b>Corporate Social Responsibility Fee</b>	2019 → 0	102,000	1,565,400	0.2%	0	5,000,000	23,708,645	0.2%
	2018 → 0	0	0	0.0%	0	500,000	7,680,000	0.1%
<b>Business Permits</b>	2019 → 1,736,608	10,545	1,898,396	0.2%	33,543,120	307,285	38,254,369	0.3%
	2018 → 1,949,549	19,395	2,247,026	0.2%	34,679,240	262,645	38,708,560	0.3%
<b>Import Trade Fee</b>	2019 → 401,865	0	401,865	0.0%	6,532,745	0	6,532,745	0.0%
	2018 → 583,965	0	583,965	0.1%	7,332,705	0	7,332,705	0.1%
<b>Company Annual Fee</b>	2019 → 222,000	0	222,000	0.0%	15,278,278	0	15,278,278	0.1%
	2018 → 312,000	0	312,000	0.0%	15,035,605	0	15,035,605	0.1%
<b>Company Registration Fee</b>	2019 → 120,666	0	120,666	0.0%	2,744,316	0	2,744,316	0.0%
	2018 → 260,235	0	260,235	0.0%	3,122,664	0	3,122,664	0.0%
<b>Restaurant, Café, Canteen Fee</b>	2019 → 140,400	0	140,400	0.0%	1,482,570	0	1,482,570	0.0%
	2018 → 98,600	0	98,600	0.0%	1,528,495	0	1,528,495	0.0%
<b>Foreign Investment Administrat</b>	2019 → 30,840	6,000	122,920	0.0%	215,880	82,000	1,473,540	0.0%
	2018 → 0	6,000	92,100	0.0%	462,600	94,000	1,905,520	0.0%
<b>Tourism Registration and Licens</b>	2019 → 45,400	4,545	115,108	0.0%	497,800	225,285	3,951,389	0.0%
	2018 → 25,500	13,395	230,877	0.0%	455,000	155,675	2,842,567	0.0%
<b>Other Business Permits</b>	2019 → 775,437	0	775,437	0.1%	6,791,531	0	6,791,531	0.0%
	2018 → 669,249	0	669,249	0.1%	6,742,170	0	6,941,003	0.0%
<b>Fines</b>	2019 → 8,204,532	71,692	9,303,874	1.0%	108,390,913	3,548,608	162,799,346	1.2%
	2018 → 9,474,863	183,936	12,299,255	1.2%	106,363,104	3,788,549	164,439,224	1.2%
<b>Land Acquisition and Conversion Fee</b>	2019 → 0	23,298	357,385	0.0%	0	716,805	10,992,160	0.1%
	2018 → 0	1,420,205	21,800,375	2.1%	3,051,583	18,875,662	292,809,485	2.1%
<b>Lease Period Extension Fee</b>	2019 → 0	0	0	0.0%	0	5,000,000	76,000,000	0.6%
	2018 → 0	0	0	0.0%	0	5,000,000	76,000,000	0.6%
<b>Non-Tourism Property Income</b>	2019 → 9,130,928	0	9,130,928	1.0%	105,092,113	30,850	105,565,420	0.7%
	2018 → 11,164,262	0	11,164,262	1.1%	113,800,935	110,609	113,875,712	0.8%
<b>Commercial Land Rent</b>	2019 → 7,084,423	0	7,084,423	0.8%	77,574,385	0	77,574,385	0.6%
	2018 → 7,735,294	0	7,735,294	0.7%	82,943,062	0	82,943,062	0.6%
<b>Government Buildings Rent</b>	2019 → 268,690	0	268,690	0.0%	2,828,350	0	2,828,350	0.0%
	2018 → 220,620	0	220,620	0.0%	2,878,600	0	2,878,600	0.0%
<b>Industrial Land Rent</b>	2019 → 530,350	0	530,350	0.1%	6,261,937	0	6,261,937	0.0%
	2018 → 545,791	0	545,791	0.1%	6,390,843	0	6,390,843	0.0%
<b>Long-term Agricultural Leased I</b>	2019 → 1,220,564	0	1,220,564	0.1%	12,785,083	30,850	13,258,391	0.1%
	2018 → 1,867,094	0	1,867,094	0.2%	12,621,899	110,609	14,316,672	0.1%
<b>Uninhabited Islands Rent</b>	2019 → 26,900	0	26,900	0.0%	5,600,358	0	5,600,358	0.0%
	2018 → 769,463	0	769,463	0.1%	7,286,535	0	7,286,535	0.1%
<b>Other Non-Tourism Property Inc</b>	2019 → 0	0	0	0.0%	42,000	0	42,000	0.0%
	2018 → 6,000	0	6,000	0.0%	60,000	0	60,000	0.0%
<b>Proceeds from Sale of Assets</b>	2019 → 1,411,522	0	1,411,522	0.2%	16,185,475	0	16,185,475	0.1%
	2018 → 4,193,759	0	4,193,759	0.4%	35,683,247	0	35,683,247	0.3%
<b>Sale of Government Land</b>	2019 → 1,329,986	0	1,329,986	0.1%	15,672,174	0	15,672,174	0.1%
	2018 → 4,151,573	0	4,151,573	0.4%	34,978,813	0	34,978,813	0.3%
<b>Other Proceeds from Sale of Ass</b>	2019 → 81,536	0	81,536	0.0%	513,300	0	513,300	0.0%
	2018 → 42,186	0	42,186	0.0%	704,434	0	704,434	0.0%
<b>Resident Permit</b>	2019 → 28,854,640	0	28,854,640	3.1%	261,503,480	0	261,503,480	1.9%
	2018 → 31,295,500	0	31,295,500	3.0%	248,916,000	0	248,916,000	1.8%
<b>Royalties</b>	2019 → 6,008,348	827	6,021,033	0.6%	76,819,906	8,622	76,952,136	0.5%
	2018 → 5,777,128	357	5,782,609	0.6%	63,423,471	7,641	63,540,769	0.5%
<b>Duty Free Royalty</b>	2019 → 6,008,348	0	6,008,348	0.6%	76,819,906	0	76,819,906	0.5%
	2018 → 5,777,128	0	5,777,128	0.6%	63,423,471	0	63,423,471	0.5%
<b>Fuel Re-export Royalty</b>	2019 → 0	827	12,684	0.0%	0	8,622	132,230	0.0%
	2018 → 0	357	5,481	0.0%	0	7,641	117,298	0.0%
<b>Ownership Transfer Tax</b>	2019 → 0	0	0	0.0%	0	25,000	383,200	0.0%
	2018 → 0	0	0	0.0%	0	25,000	383,500	0.0%
<b>Tourism Land Rent</b>	2019 → 0	5,154,570	79,071,996	8.5%	0	83,475,729	1,280,299,098	9.1%
	2018 → 0	3,018,333	46,318,456	4.5%	0	76,656,138	1,176,670,416	8.4%
<b>Tourism Administration Fee</b>	2019 → 0	0	0	0.0%	0	200,000	3,064,000	0.0%
	2018 → 0	200,000	3,069,000	0.3%	0	1,200,000	18,419,000	0.1%
<b>Vehicle Fee</b>	2019 → 9,218,090	0	9,218,090	1.0%	90,840,641	0	90,840,641	0.6%