



MONTHLY REVENUE COLLECTION

March 2019

1.52 billion **72.8 million**

Total Revenue Collection (MVR) for March 2019, inclusive of USD Collection US Dollar Revenue Collection (USD) for March 2019

-1.5%

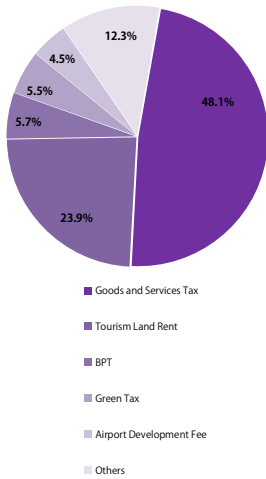
Total Revenue Collection Compared to March 2018

-14.5%

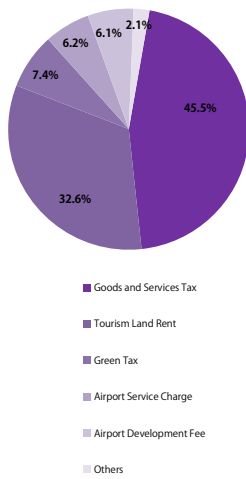
Total Revenue Collection Compared to Forecast for March 2019

Compared to the corresponding period of 2018, GST revenue declined due to non-payment from taxpayers, despite the tourist arrivals increased by 16% compared to last year. Similarly, when compared against projection, revenue received from Tourism Land Rent decreased due to non-payment from some of the taxpayers while other taxpayers did not settle their dues by deadline.

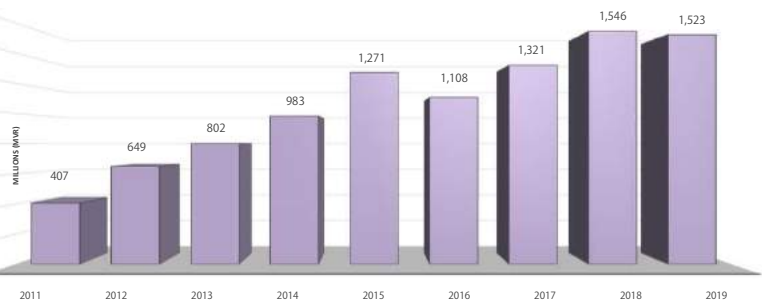
Contribution to Total Revenue



Contribution to US\$ Revenue



Collection of March 2011 - 2019



Business Permits: Company Annual Fee, Company Registration Fee, Co-operative Society/Registration Fee, Co-operative Society Annual Fee, Foreign Business Fee, Foreign Investment Administration Fee, Import Trade Fee, Trade Registry Fee, Restaurant, Café, Canteen Fee, Partnership Annual Fee, Dive school Registration Fee, Guest House Registration Fee, Other Registrations & License Fees, Motor Vehicle and Vessel Registration Fee, Sale of Tender Documents, Bank Mortgage Registration Fee, Sale, Trader's Registration Fee, Sale of part.

Royalties: Duty Free Royalty, Fishing Royalty, Foreign Investment Royalty, Fuel Re-export Royalty, Skipjack Industry Royalty, Yellowfin Tuna Export Royalty

Non-Tourism Property Income: Commercial Land Rent, Government Buildings Rent, Long-Term Agricultural Leased Islands Rent, Rent from Floating Jetty, Uninhabited Islands Rent

Proceeds from Sale of Assets: Sale of Government Buildings, Sale of Government Land, Sale of Items at Auction

Others: Reimbursement from previous year budget, Sadaqah, Repayment of student loan

		March 2019				January - March			
		MVR	USD	Total (MVR)	Share of Revenue	MVR	USD	Total (MVR)	Share of Revenue
Tax Revenues	2019 ->	317,837,689	43,382,661	982,965,015	64.5%	1,675,949,651	145,138,280	3,901,316,427	79.3%
	2018 ->	371,509,696	44,256,034	1,050,829,215	68.0%	1,694,887,209	150,631,444	4,006,887,421	80.2%
Airport Service Charge	2019 ->	0	4,470,677	68,552,917	4.5%	0	12,741,914	195,368,530	4.0%
	2018 ->	0	3,849,854	59,086,319	3.8%	0	11,708,296	179,654,074	3.6%
Bank Profit Tax	2019 ->	0	0	0	0.0%	7,765	0	7,765	0.0%
	2018 ->	211,493	0	211,493	0.0%	1,268,958	0	1,268,958	0.0%
Business Profit Tax	2019 ->	82,095,068	323,337	87,054,858	5.7%	878,462,558	14,652,849	1,102,934,646	22.4%
	2018 ->	112,266,365	41,777	112,907,701	7.3%	882,624,308	14,665,524	1,107,763,777	22.2%
BPT	2019 ->	19,302,616	323,337	24,262,406	1.6%	651,833,350	14,665,249	876,305,438	17.8%
	2018 ->	64,296,289	41,777	64,937,616	4.2%	666,843,091	14,665,524	891,982,516	17.8%
Withholding Tax	2019 ->	62,792,453	0	62,792,453	4.1%	226,629,208	0	226,629,208	4.6%
	2018 ->	47,970,085	0	47,970,085	3.1%	215,781,218	0	215,781,218	4.3%
Green Tax	2019 ->	0	5,424,759	83,176,442	5.5%	0	15,726,595	241,157,437	4.9%
	2018 ->	0	4,992,202	76,620,970	5.0%	3,223	16,720,488	256,573,874	5.1%
Goods and Services Tax	2019 ->	223,670,477	33,163,707	733,105,900	48.1%	754,257,843	102,016,742	2,318,623,810	47.1%
	2018 ->	243,773,982	35,372,201	722,670,477	50.9%	754,257,843	102,016,742	1,077,537,135	48.3%
Goods and Services Tax (Gener)	2019 ->	223,670,477	0	223,670,477	14.7%	754,257,843	0	754,257,843	15.3%
	2018 ->	243,773,982	0	243,773,982	15.8%	762,548,219	0	762,548,219	15.3%
Goods and Services Tax (Touris)	2019 ->	0	33,163,707	508,435,423	33.4%	0	102,016,742	1,564,365,967	31.8%
	2018 ->	0	35,372,201	542,970,894	35.1%	20,879	107,537,135	1,650,646,896	33.0%
Land Sales Tax	2019 ->	1,050,198	0	1,050,198	0.1%	6,739,775	0	6,739,775	0.1%
	2018 ->	1,744,371	0	1,744,371	0.1%	7,888,896	0	7,888,896	0.2%
Remittance Tax	2019 ->	8,165,653	180	8,168,407	0.5%	26,282,940	180	26,283,702	0.5%
	2018 ->	9,421,731	0	9,421,731	0.6%	27,980,386	0	27,980,386	0.6%
Revenue Stamp	2019 ->	2,856,293	0	2,856,293	0.2%	10,198,761	0	10,198,761	0.2%
	2018 ->	4,091,755	0	4,091,755	0.3%	12,552,340	0	12,552,340	0.3%
Non-Tax Revenues	2019 ->	88,209,930	29,439,077	539,937,158	35.5%	265,364,410	49,018,695	1,017,869,881	20.7%
	2018 ->	77,015,098	27,198,655	494,820,976	32.0%	237,160,518	49,055,248	990,930,823	19.8%
Airport Development Fee	2019 ->	0	4,485,486	69,166,194	4.5%	0	12,777,710	197,032,285	4.0%
	2018 ->	0	3,875,430	59,759,131	3.9%	0	11,713,449	180,621,384	3.6%
Construction Period Extension Fee	2019 ->	0	795,000	12,180,450	0.8%	0	1,805,000	27,672,250	0.6%
	2018 ->	0	465,000	7,126,650	0.5%	0	1,095,000	16,790,550	0.3%
Corporate Social Responsibility Fee	2019 ->	0	0	0	0.0%	0	0	0	0.0%
	2018 ->	0	0	0	0.0%	0	500,000	7,880,000	0.2%
Business Permits	2019 ->	8,873,856	64,095	9,856,195	0.6%	17,309,128	197,380	20,334,249	0.4%
	2018 ->	9,310,198	13,500	9,517,472	0.6%	17,778,443	136,035	19,865,691	0.4%
Import Trade Fee	2019 ->	687,350	0	687,350	0.0%	3,321,900	0	3,321,900	0.1%
	2018 ->	328,895	0	328,895	0.0%	2,964,920	0	2,964,920	0.1%
Company Annual Fee	2019 ->	6,880,208	0	6,880,208	0.5%	10,390,648	0	10,390,648	0.2%
	2018 ->	6,935,500	0	6,935,500	0.4%	10,471,570	0	10,471,570	0.2%
Company Registration Fee	2019 ->	171,789	0	171,789	0.0%	604,949	0	604,949	0.0%
	2018 ->	921,918	0	921,918	0.1%	1,171,052	0	1,171,052	0.0%
Restaurant, Café, Canteen Fee	2019 ->	152,100	0	152,100	0.0%	591,570	0	591,570	0.0%
	2018 ->	70,200	0	70,200	0.0%	493,360	0	493,360	0.0%
Foreign Investment Administra	2019 ->	30,840	8,000	153,600	0.0%	92,520	30,000	552,480	0.0%
	2018 ->	30,840	6,000	123,040	0.0%	92,520	28,000	522,420	0.0%
Tourism Registration and Licen	2019 ->	125,500	56,095	985,079	0.1%	316,800	167,380	2,881,961	0.1%
	2018 ->	105,000	7,500	220,074	0.0%	281,800	108,035	1,939,148	0.0%
Other Business Permits	2019 ->	826,069	0	826,069	0.1%	1,990,741	0	1,990,741	0.0%
	2018 ->	917,845	0	917,845	0.1%	2,303,221	0	2,303,221	0.0%
Fines	2019 ->	10,281,597	227,592	13,775,103	0.9%	46,565,036	1,368,787	67,528,388	1.4%
	2018 ->	10,653,999	229,479	14,175,833	0.9%	34,474,035	2,247,007	68,896,152	1.4%
Land Acquisition and Conversion Fee	2019 ->	0	23,298	356,686	0.0%	0	183,893	2,816,416	0.1%
	2018 ->	0	1,138,971	17,492,891	1.1%	1,372,399	6,214,889	96,790,369	1.9%
Lease Period Extension Fee	2019 ->	0	0	0	0.0%	0	5,000,000	76,500,000	1.6%
	2018 ->	0	0	0	0.0%	0	0	0	0.0%
Non-Tourism Property Income	2019 ->	11,339,374	8,000	11,461,934	0.8%	35,724,229	30,850	36,197,537	0.7%
	2018 ->	10,942,343	110,609	12,637,116	0.8%	39,661,385	110,609	41,356,158	0.8%
Commercial Land Rent	2019 ->	7,796,597	0	7,796,597	0.5%	22,784,288	0	22,784,288	0.5%
	2018 ->	7,518,602	0	7,518,602	0.2%	25,898,173	0	25,898,173	0.5%
Government Buildings Rent	2019 ->	227,120	0	227,120	0.0%	829,860	0	829,860	0.0%
	2018 ->	309,620	0	309,620	0.0%	1,003,760	0	1,003,760	0.0%
Industrial Land Rent	2019 ->	567,267	0	567,267	0.0%	2,106,976	0	2,106,976	0.0%
	2018 ->	562,452	0	562,452	0.0%	2,121,350	0	2,121,350	0.0%
Long-term Agricultural Leased	2019 ->	1,944,462	8,000	2,067,022	0.1%	4,446,435	30,850	4,919,742	0.1%
	2018 ->	1,731,677	110,609	3,426,450	0.2%	4,482,527	110,609	6,177,295	0.1%
Uninhabited Islands Rent	2019 ->	797,928	0	797,928	0.1%	5,538,671	0	5,538,671	0.1%
	2018 ->	813,592	0	813,592	0.1%	6,137,576	0	6,137,576	0.1%
Other Non-Tourism Property In	2019 ->	6,000	0	6,000	0.0%	18,000	0	18,000	0.0%
	2018 ->	6,000	0	6,000	0.0%	18,000	0	18,000	0.0%
Proceeds from Sale of Assets	2019 ->	774,700	0	774,700	0.1%	4,891,390	0	4,891,390	0.1%
	2018 ->	1,013,357	0	1,013,357	0.1%	3,377,963	0	3,377,963	0.1%
Sale of Government Land	2019 ->	741,684	0	741,684	0.0%	4,754,391	0	4,754,391	0.1%
	2018 ->	921,511	0	921,511	0.1%	3,048,224	0	3,048,224	0.1%
Other Proceeds from Sale of As	2019 ->	33,016	0	33,016	0.0%	136,999	0	136,999	0.0%
	2018 ->	91,846	0	91,846	0.0%	329,739	0	329,739	0.0%
Resident Permit	2019 ->	24,584,920	0	24,584,920	1.6%	81,849,970	0	81,849,970	1.7%
	2018 ->	23,502,250	0	23,502,250	1.5%	73,939,250	0	73,939,250	1.5%
Royalties	2019 ->	16,881,744	1,201	16,900,142	1.1%	30,329,356	4,540	30,398,986	0.6%
	2018 ->	8,103,789	474	8,111,074	0.5%	22,997,109	3,973	23,058,100	0.5%
Duty Free Royalty	2019 ->	16,881,744	0	16,881,744	1.1%	30,329,356	0	30,329,356	0.6%
	2018 ->	8,103,789	0	8,103,789	0.5%	22,997,109	0	22,997,109	0.5%
Fuel Re-export Royalty	2019 ->	0	1,201	18,398	0.0%	0	4,540	69,630	0.0%
	2018 ->	0	474	7,286	0.0%	0	3,973	60,991	0.0%
Ownership Transfer Tax	2019 ->	0	5,000	76,800	0.0%	0	10,000	153,550	0.0%
	2018 ->	0	0	0	0.0%	0	20,000	306,750	0.0%
Tourism Land Rent	2019 ->	0	23,711,905	363,529,055	23.9%	0	27,339,851	419,192,559	8.5%
	2018 ->	0	21,066,741	323,418,664	20.9%	0	26,484,486	406,558,871	8.1%