



1.43 billion

Total Revenue Collection (MVR) for April 2021, inclusive of USD Collection

66.73 million

US Dollar Revenue Collection (USD) for April 2021

▲ **176.1%** An increment of 176.1% was recorded for April 2021 compared to April 2020

Reasons behind the increment in revenue:

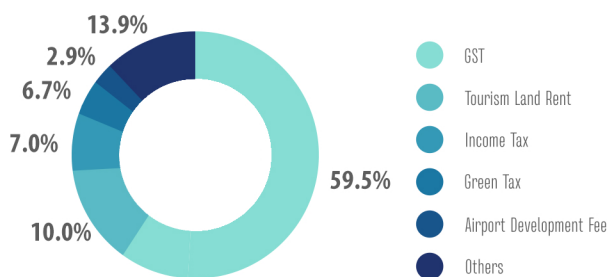
- Revenue of April 2021 is higher than April 2020, due to the increment in collection of major taxes such as TGST, GGST, Green Tax, Airport Development Fee, Airport Service Charge, Income Tax and Tourism Land Rent. Additionally, significant amount collected as arrears amounted to 20% of the collection in this month. This, and the fact that due to the lockdown initiated to prevent the spread of Covid-19 in 2020, there was a steep decline in tourism sector and the whole economy leading to the lower collection of revenue in April 2020, are the reasons for the notable variance.

▲ **84.2%** April 2021 revenue increased by 84.2% compared to the projection for April 2021

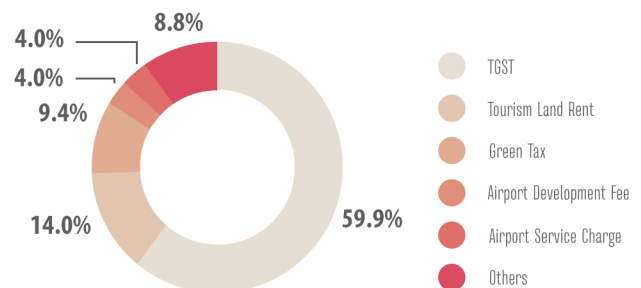
Reasons behind the increment in revenue:

- Increment in revenue compared to the forecast for the month is mainly due to the increment in collection of TGST, GGST, Green Tax, Airport Development Fee and Airport Service Charge. The collection made as arrears which were unaccounted for in the forecast also led to this positive variance. Additionally, taxable sales reported by resorts are significantly higher than the forecast, and with the increase in tourist arrivals, collection of Green Tax, Airport Service Charge and Airport Development Fee is higher than the forecast.

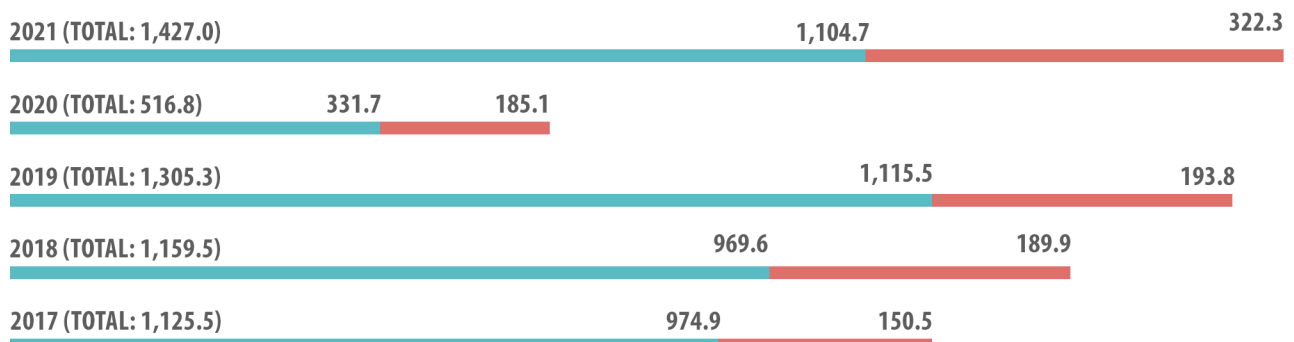
Contribution to Total Revenue



Contribution to US\$ Revenue



Collection of April 2017 -2021 (in millions)



● Tax Revenues

● Non-Tax Revenues

		April 2021				January - April 2021			
		MVR	USD	Total (MVR)	Share of Revenue	MVR	USD	Total (MVR)	Share of Revenue
Tax Revenues	2021 -->	322,561,089	51,113,241	1,104,700,947	77.4%	1,959,517,052	169,618,164	4,557,348,719	81.1%
	2020 -->	144,503,976	12,195,268	331,661,026	64.2%	1,667,984,416	151,772,441	3,994,804,887	81.8%
Airport Service Charge	2021 -->	0	2,647,475	40,499,287	2.8%	0	9,050,133	138,538,777	2.5%
	2020 -->	0	1,370,563	21,051,736	4.1%	0	14,577,679	223,339,469	4.6%
Business Profit Tax	2021 -->	5,628,865	884,029	19,168,896	1.3%	37,435,977	1,300,249	57,531,956	1.0%
	2020 -->	2,516,691	0	2,516,691	0.5%	751,935,313	17,472,139	1,019,889,057	20.9%
<i>Business Profit Tax</i>	2021 -->	5,155,126	884,029	18,695,157	1.3%	35,131,912	1,300,249	55,047,891	1.0%
	2020 -->	2,335,361	0	2,335,361	0.5%	664,488,592	17,472,139	932,442,336	19.1%
<i>Withholding Tax</i>	2021 -->	473,739	0	473,739	0.0%	2,304,065	0	2,304,065	0.0%
	2020 -->	181,330	0	181,330	0.0%	87,446,721	0	87,446,721	1.8%
Income Tax	2021 -->	77,993,893	1,398,173	99,416,724	7.0%	1,026,933,427	3,837,568	1,085,769,075	19.3%
	2020 -->	34,594,657	0	34,594,657	6.7%	161,935,459	0	161,935,459	3.3%
<i>Income Tax - Companies and non-individuals</i>	2021 -->	6,046,239	1,398,173	27,469,071	1.9%	409,530,935	3,802,617	467,829,622	8.3%
	2020 -->	0	0	0	0.0%	16,269	0	16,269	0.0%
<i>Non-Resident Withholding Tax</i>	2021 -->	60,971,026	0	60,971,026	4.3%	235,429,443	0	235,429,443	4.2%
	2020 -->	34,531,281	0	34,531,281	6.7%	161,855,814	0	161,855,814	3.8%
<i>Individual Income Tax</i>	2021 -->	10,976,627	0	10,976,627	0.8%	73,886,355	34,951	74,423,316	1.3%
	2020 -->	63,376	0	63,376	0.0%	63,376	0	63,376	0.0%
<i>Individual Income Tax</i>	2021 -->	617,134	0	617,134	0.0%	36,994,814	34,951	37,531,775	0.7%
	2020 -->	0	0	0	0.0%	0	0	0	0.0%
<i>Employee Withholding Tax</i>	2021 -->	10,359,493	0	10,359,493	0.7%	36,891,541	0	36,891,541	0.7%
	2020 -->	63,376	0	63,376	0.0%	63,376	0	63,376	0.0%
<i>Transport Operator Income Tax</i>	2021 -->	0	0	0	0.0%	0	0	0	0.0%
	2020 -->	0	0	0	0.0%	0	0	0	0.0%
<i>Bank Income Tax</i>	2021 -->	0	0	0	0.0%	308,086,694	0	308,086,694	5.5%
	2020 -->	0	0	0	0.0%	0	0	0	0.0%
Green Tax	2021 -->	0	6,243,102	95,536,886	6.7%	0	18,699,835	286,386,038	5.1%
	2020 -->	0	2,331,040	35,762,442	6.9%	0	17,741,508	271,981,356	5.6%
Goods and Services Tax	2021 -->	238,440,507	39,940,463	849,581,329	59.5%	893,076,993	136,730,379	2,987,232,217	53.2%
	2020 -->	107,213,272	8,493,665	237,556,144	46.0%	742,421,131	101,981,115	2,305,967,033	47.2%
<i>Goods and Services Tax (General Sector)</i>	2021 -->	238,440,507	0	238,440,507	16.7%	892,754,715	0	892,754,715	15.9%
	2020 -->	107,213,272	0	107,213,272	20.7%	742,421,131	0	742,421,131	15.2%
<i>Goods and Services Tax (Tourism Sector)</i>	2021 -->	0	39,940,463	611,140,822	42.8%	322,278	136,730,379	2,094,477,502	37.3%
	2020 -->	0	8,493,665	130,342,872	25.2%	0	101,981,115	1,563,545,901	32.0%
Land Sales Tax	2021 -->	0	0	0	0.0%	0	0	0	0.0%
	2020 -->	0	0	0	0.0%	794,758	0	794,758	0.0%
Remittance Tax	2021 -->	0	0	0	0.0%	0	0	0	0.0%
	2020 -->	0	0	0	0.0%	8,970,164	0	8,970,164	0.2%
Revenue Stamp	2021 -->	497,824	0	497,824	0.0%	2,070,656	0	2,070,656	0.0%
	2020 -->	179,356	0	179,356	0.0%	1,927,591	0	1,927,591	0.0%
Non-Tax Revenues	2021 -->	83,132,266	15,614,962	322,331,668	22.6%	291,963,362	50,080,157	1,059,520,334	18.9%
	2020 -->	27,957,379	10,240,780	185,101,163	35.8%	241,740,796	42,120,367	888,791,161	18.2%
Airport Development Fee	2021 -->	0	2,689,991	41,479,661	2.9%	0	9,175,539	141,486,812	2.5%
	2020 -->	0	1,372,110	21,157,936	4.1%	0	14,599,432	225,123,237	4.6%
Construction Period Extension Fee	2021 -->	0	0	0	0.0%	0	0	0	0.0%
	2020 -->	0	0	0	0.0%	0	0	0	0.0%
Corporate Social Responsibility Fee	2021 -->	0	134,000	2,045,820	0.1%	0	189,500	2,890,455	0.1%
	2020 -->	0	18,000	276,480	0.1%	0	898,000	13,772,390	0.3%
Business Permits	2021 -->	4,402,527	122,310	6,274,108	0.4%	19,852,489	476,310	27,147,712	0.5%
	2020 -->	3,852,889	0	3,852,889	0.7%	13,924,025	185,240	16,763,917	0.3%
<i>Company Annual Fee</i>	2021 -->	3,230,700	0	3,230,700	0.2%	14,418,580	0	14,418,580	0.3%
	2020 -->	3,775,200	0	3,775,200	0.7%	10,967,720	0	10,967,720	0.2%
<i>Company Registration Fee</i>	2021 -->	153,334	0	153,334	0.0%	848,624	0	848,624	0.0%
	2020 -->	6,020	0	6,020	0.0%	461,730	0	461,730	0.0%
<i>Foreign Investment Administration Fee</i>	2021 -->	385,500	80,000	1,610,800	0.1%	539,700	140,020	2,683,806	0.0%
	2020 -->	0	0	0	0.0%	231,300	48,000	967,560	0.0%
<i>Tourism Registration and License Fee</i>	2021 -->	15,000	42,310	661,281	0.0%	160,500	317,290	5,020,844	0.1%
	2020 -->	0	0	0	0.0%	162,000	137,240	2,265,632	0.0%
<i>Other Business Permits</i>	2021 -->	617,993	0	617,993	0.0%	3,885,085	19,000	4,175,858	0.1%
	2020 -->	71,669	0	71,669	0.0%	2,101,275	0	2,101,275	0.0%
Fines	2021 -->	8,331,340	3,195,663	57,194,992	4.0%	37,119,451	3,493,703	90,548,961	1.6%
	2020 -->	1,987,440	125,231	3,906,450	0.8%	33,640,618	1,183,769	51,782,846	1.1%
Land Acquisition and Conversion Fee	2021 -->	0	0	0	0.0%	0	811,000	12,440,740	0.2%
	2020 -->	0	46,595	715,702	0.1%	0	139,786	2,146,407	0.0%
Lease Period Extension Fee	2021 -->	0	0	0	0.0%	0	0	0	0.0%
	2020 -->	0	0	0	0.0%	0	5,000,000	76,800,000	1.6%
Non-Tourism Property Income	2021 -->	9,772,711	0	9,772,711	0.7%	36,301,699	16,000	36,547,379	0.7%
	2020 -->	5,287,451	0	5,287,451	1.0%	36,007,353	0	36,007,353	0.7%
<i>Commercial Land Rent</i>	2021 -->	6,677,413	0	6,677,413	0.5%	27,084,856	0	27,084,856	0.5%
	2020 -->	4,003,566	0	4,003,566	0.8%	27,134,884	0	27,134,884	0.6%
<i>Government Buildings Rent</i>	2021 -->	170,020	0	170,020	0.0%	834,080	0	834,080	0.0%
	2020 -->	64,000	0	64,000	0.0%	720,860	0	720,860	0.0%
<i>Industrial Land Rent</i>	2021 -->	23,257	0	23,257	0.0%	198,526	0	198,526	0.0%
	2020 -->	335,423	0	335,423	0.1%	2,828,036	0	2,828,036	0.1%
<i>Long-term Agricultural Leased Islands Rent</i>	2021 -->	2,888,821	0	2,888,821	0.2%	6,384,923	16,000	6,630,033	0.1%
	2020 -->	884,462	0	884,462	0.2%	3,865,677	0	3,865,677	0.1%
<i>Uninhabited Islands Rent</i>	2021 -->	1,200	0	1,200	0.0%	1,787,314	0	1,787,314	0.0%
	2020 -->	0	0	0	0.0%	1,457,896	0	1,457,896	0.0%
<i>Other Non-Tourism Property Income</i>	2021 -->	12,000	0	12,000	0.0%	12,000	0	12,000	0.0%
	2020 -->	0	0	0	0.0%	0	0	0	0.0%
Proceeds from Sale of Assets	2021 -->	323,003	0	323,003	0.0%	2,874,189	0	2,874,189	0.1%
	2020 -->	249,278	0	249,278	0.0%	3,907,603	0	3,907,603	0.1%
<i>Sale of Government Land</i>	2021 -->	268,305	0	268,305	0.0%	2,693,993	0	2,693,993	0.0%
	2020 -->	236,231	0	236,231	0.0%	3,806,378	0	3,806,378	0.1%
<i>Other Proceeds from Sale of Assets</i>	2021 -->	54,698	0	54,698	0.0%	180,197	0	180,197	0.0%
	2020 -->	13,047	0	13,047	0.0%	101,225	0	101,225	0.0%
Resident Permit	2021 -->	1,127,500	0	1,127,500	0.1%	41,943,870	0	41,943,870	0.7%
	2020 -->	9,180,000	0	9,180,000	1.8%	80,851,980	0	80,851,980	1.7%
Royalties	2021 -->	4,648,515	0	4,648,515	0.3%	16,488,873	8,399	16,617,374	0.3%
	2020 -->	2,585,643	0	2,585,643	0.5%	21,405,230	5,672	21,492,207	0.4%
<i>Duty Free Royalty</i>	2021 -->	4,648,515	0	4,648,515	0.3%	16,488,873	0	16,488,873	0.3%
	2020 -->	2,585,643	0	2,585,643	0.5%	21,405,230	0	21,405,230	0.4%
<i>Fuel Re-export Royalty</i>	2021 -->	0	0	0	0.0%	0	8,399	128,501	0.0%
	2020 -->	0	0	0	0.0%	0	5,672	86,977	0.0%
Ownership Transfer Tax	2021 -->	0	100,000	1,526,000	0.1%	0	200,000	3,062,000	0.1%
	2020 -->	0	0	0	0.0%	0	0	0	0.0%
Tourism Land Rent	2021 -->	0	9,343,488	142,960,728	10.0%	0	35,582,147	544,625,212	9.7%
	2020 -->	0	8,675,344	133,020,896	25.7%	0	20,045,387	307,171,508	6.3%
Tourism Administration Fee	2021 -->	0	0	0	0.0%	0	0	0	0.0%
	2020 -->	0	0	0	0.0%	0	0	0	0.0%
Vehicle Fee	2021 -->	10,392,431	0	10,392,431	0.7%	44,635,125	0	44,635,125	0.8%
	2020 -->	2,360,518	0	2,360,518	0.5%	31,135,331	0	31,135,331	0.6%
Vessel Fee	2021 -->	1,464,708	21,000	1,786,323					