



MONTHLY REVENUE COLLECTION

September 2019

1.2 billion

56.3 million

-3.2%

-13.0%

Total Revenue Collection (MVR) for September 2019, inclusive of USD Collection

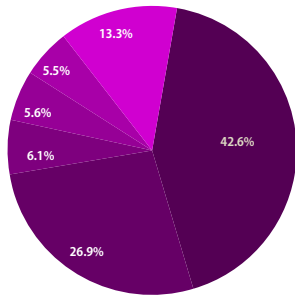
US Dollar Revenue Collection (USD) for September 2019

Total Revenue Collection Compared to September 2018

Total Revenue Collection Compared to Forecast for September 2019

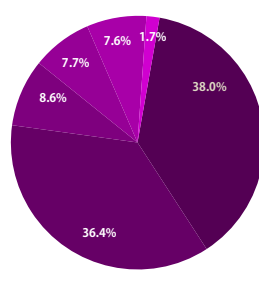
Despite the increment in GST, BPT and Tourism Land Rent, collection of September 2019 decreased slightly compared to September 2018, due to the negative variance contributed from the Land Acquisition and Conversion Fee. One-off payments for newly leased islands were received in September 2018. Compared to the projection, revenue of September 2019 declined significantly, due to the non-payment of GST, Green Tax and Tourism Land Rent to the deadline.

Contribution to Total Revenue



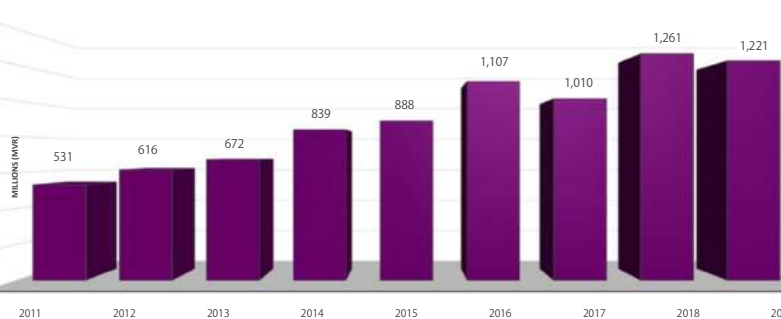
- Goods and Services Tax
- Tourism Land Rent
- Green Tax
- Business Profit Tax
- Airport Development Fee
- Others

Contribution to US\$ Revenue



- Tourism Land Rent
- Goods and Services Tax
- Green Tax
- Airport Development Fee
- Airport Service Charge
- Others

Collection of September 2011 - 2019



Business Permits: Company Annual Fee, Company Registration Fee, Co-operative Society Registration Fee, Co-operative Society Annual Fee, Foreign Business Fee, Foreign Investment Administration Fee, Import Trade Fee, Trade Registry Fee, Restaurant, Café, Canteen Fee, Partnership Annual Fee, Dive school Registration Fee, Guest House Registration Fee, Other Registrations & License Fees, Motor Vehicle and Vessel Registration Fee, Sale of Tender Documents, Bank Mortgage Registration Fee, Sole Traders Registration Fee, Sale of pass

Royalties: Duty Free Royalty, Fishing Royalty, Foreign Investment Royalty, Fuel Re-Export Royalty, Re-Export Royalty, Skipjack Industry Royalty, Yellowfin Tuna Export Royalty

Non-Tourism Property Income: Commercial Land Rent, Government Buildings Rent, Long-Term Agricultural Leased Islands Rent, Rent from Floating Jetty, Uninhabited Islands Rent

Proceeds from Sale of Assets: Sale of Government Buildings, Sale of Government Land, Sale of Items at Auction

Others: Reimbursement from previous year budget, Sadaqa, Repayment of student loan

	September 2019				January - September			
	MVR	USD	Total (MVR)	Share of Revenue	MVR	USD	Total (MVR)	Share of Revenue
Tax Revenues	2019 → 283,134,694	29,646,489	737,870,263 ↑	60.5%	4,897,662,644	364,671,289	10,490,947,883 ↑	79.7%
	2018 → 273,946,984	27,140,134	690,386,225	54.7%	4,859,965,874	341,845,894	10,106,182,803	78.3%
Airport Service Charge	2019 → 0	4,292,386	65,709,260 ↑	5.4%	0	36,233,229	555,509,940 ↑	4.2%
	2018 → 0	3,971,880	60,974,596	4.8%	0	31,900,340	489,554,976	3.8%
Bank Profit Tax	2019 → 40,340	0	40,340	0.0%	613,768,769	0	613,768,769	4.7%
	2018 → 0	0	0	0.0%	563,162,842	0	563,162,842	4.4%
Business Profit Tax	2019 → 68,164,886	11,127	68,335,379 ↑	5.6%	2,033,130,576	41,802,711	2,673,951,163 ↑	20.3%
	2018 → 50,235,517	50,015	51,002,573	4.0%	2,000,545,929	33,096,317	2,508,583,304	19.4%
BPT	2019 → 26,227,961	11,127	26,398,453 ↑	2.2%	1,506,134,465	41,802,711	2,146,955,052 ↑	16.3%
	2018 → 13,307,296	29,191	13,755,322	1.1%	1,504,131,567	32,803,711	2,007,682,948	15.6%
Withholding Tax	2019 → 41,936,926	0	41,936,926	3.4%	526,996,111	0	5,266,996,111	4.0%
	2018 → 36,928,221	20,824	37,247,252	3.0%	496,414,362	292,607	5,000,900,356	3.9%
Green Tax	2019 → 0	4,845,001	74,339,478 ↑	6.1%	0	42,720,094	655,309,096 ↑	5.0%
	2018 → 0	4,113,995	63,122,124	5.0%	53,029	40,411,440	620,177,803	4.8%
Goods and Services Tax	2019 → 205,424,113	20,997,975	519,940,432 ↑	42.6%	2,137,396,376	243,912,074	5,879,039,238 ↑	44.7%
	2018 → 209,235,257	19,004,244	500,810,722	39.7%	2,155,130,804	236,437,564	5,783,633,407	44.8%
Goods and Services Tax (Genera)	2019 → 205,424,113	0	205,424,113	16.8%	2,137,396,376	0	2,137,396,376	16.2%
	2018 → 209,235,257	0	209,235,257	16.6%	2,154,869,096	0	2,154,869,096	16.7%
Goods and Services Tax (Tourism)	2019 → 0	20,997,975	314,516,338 ↑	25.8%	0	243,912,074	3,741,642,862 ↑	28.4%
	2018 → 0	19,004,244	291,575,465	23.1%	261,708	236,437,564	3,628,763,951	28.1%
Land Sales Tax	2019 → 1,253,120	0	1,253,120	0.1%	18,752,330	0	18,752,330	0.1%
	2018 → 0	0	3,223,237	0.3%	27,185,611	0	27,185,611	0.2%
Remittance Tax	2019 → 7,717,394	0	7,717,394	0.6%	78,390,911	180	78,390,665	0.6%
	2018 → 0	0	7,923,420	0.6%	79,415,275	0	79,415,275	0.6%
Revenue Stamp	2019 → 534,841	0	534,841	0.0%	16,223,682	0	16,223,682	0.1%
	2018 → 3,329,553	0	3,329,553	0.3%	34,472,384	0	34,472,384	0.3%
Non-Tax Revenues	2019 → 72,820,563	26,694,413	482,630,843	39.5%	699,499,768	128,098,702	2,666,942,902	20.3%
	2018 → 75,671,330	32,242,490	570,828,017	45.3%	670,792,018	138,522,583	2,799,229,276	21.7%
Airport Development Fee	2019 → 0	4,331,300	66,787,438 ↑	5.5%	0	36,099,488	556,652,892 ↑	4.2%
	2018 → 0	3,952,355	60,945,314	4.8%	0	31,927,177	492,317,069	3.8%
Construction Period Extension Fee	2019 → 0	0	0	0.0%	0	2,205,000	33,819,250	0.3%
	2018 → 0	1,080,000	16,579,800	1.3%	0	4,545,000	69,750,600	0.5%
Corporate Social Responsibility Fee	2019 → 0	773,000	11,863,860 ↑	1.0%	0	1,444,000	22,143,245	0.2%
	2018 → 0	0	0	0.0%	0	500,000	7,680,000	0.1%
Business Permits	2019 → 1,809,391	8,750	1,943,684	0.2%	31,806,512	296,740	36,355,973	0.3%
	2018 → 2,345,091	29,200	2,792,996	0.2%	32,729,691	243,250	36,461,533	0.3%
Import Trade Fee	2019 → 413,580	0	413,580	0.0%	6,130,880	0	6,130,880	0.0%
	2018 → 957,385	0	957,385	0.1%	6,748,740	0	6,748,740	0.1%
Company Annual Fee	2019 → 252,000	0	252,000	0.0%	15,056,278	0	15,056,278	0.1%
	2018 → 265,670	0	265,670	0.0%	14,723,605	0	14,723,605	0.1%
Company Registration Fee	2019 → 160,144	0	160,144	0.0%	2,823,650	0	2,823,650	0.0%
	2018 → 299,616	0	299,616	0.0%	2,862,429	0	2,862,429	0.0%
Restaurant, Café, Canteen Fee	2019 → 130,600	0	130,600	0.0%	1,342,170	0	1,342,170	0.0%
	2018 → 201,600	0	201,600	0.0%	1,429,895	0	1,429,895	0.0%
Foreign Investment Administrat	2019 → 0	8,000	122,800	0.0%	185,040	76,000	1,350,620	0.0%
	2018 → 61,680	12,000	245,860	0.0%	462,600	88,000	1,813,420	0.0%
Tourism Registration and Licens	2019 → 20,100	750	31,593	0.0%	452,400	220,740	3,836,281	0.0%
	2018 → 26,000	4,230	90,893	0.0%	429,500	142,280	2,611,690	0.0%
Other Business Permits	2019 → 832,967	0	832,967	0.1%	6,016,094	0	6,016,094	0.0%
	2018 → 533,140	12,970	231,973	0.1%	6,072,921	12,970	6,271,754	0.0%
Fines	2019 → 9,252,138	29,536	9,705,323	0.8%	100,186,381	3,476,917	153,495,473	1.2%
	2018 → 9,014,423	341,969	14,263,865	1.1%	96,888,241	3,604,612	152,139,970	1.2%
Land Acquisition and Conversion Fee	2019 → 0	99,298	1,523,580	0.1%	693,507	10,634,775	10,634,775	0.1%
	2018 → 683,514	5,319,194	82,360,830	6.5%	3,051,583	17,455,457	271,009,111	2.1%
Lease Period Extension Fee	2019 → 0	0	0	0.0%	0	5,000,000	76,000,000	0.6%
	2018 → 0	0	0	0.0%	0	5,000,000	76,000,000	0.6%
Non-Tourism Property Income	2019 → 10,159,024	0	10,159,024	0.8%	95,961,185	30,850	96,434,493	0.7%
	2018 → 9,516,576	0	9,516,576	0.8%	102,711,456	110,609	102,711,456	0.8%
Commercial Land Rent	2019 → 7,793,862	0	7,793,862	0.6%	70,489,962	0	70,489,962	0.5%
	2018 → 7,493,119	0	7,493,119	0.6%	75,207,769	0	75,207,769	0.6%
Government Buildings Rent	2019 → 232,200	0	232,200	0.0%	2,559,660	0	2,559,660	0.0%
	2018 → 269,620	0	269,620	0.0%	2,657,980	0	2,657,980	0.0%
Industrial Land Rent	2019 → 544,516	0	544,516	0.0%	5,731,587	0	5,731,587	0.0%
	2018 → 539,354	0	539,354	0.0%	5,845,051	0	5,845,051	0.0%
Long-term Agricultural Leased I	2019 → 1,575,747	0	1,575,747	0.1%	11,564,519	30,850	12,037,826	0.1%
	2018 → 1,111,524	0	1,111,524	0.1%	10,734,805	110,609	12,429,578	0.1%
Uninhabited Islands Rent	2019 → 12,700	0	12,700	0.0%	5,573,458	0	5,573,458	0.0%
	2018 → 96,960	0	96,960	0.0%	6,517,072	0	6,517,072	0.1%
Other Non-Tourism Property Inc	2019 → 0	0	0	0.0%	42,000	0	42,000	0.0%
	2018 → 6,000	0	6,000	0.0%	54,000	0	54,000	0.0%
Proceeds from Sale of Assets	2019 → 650,082	0	650,082	0.1%	14,773,952	0	14,773,952	0.1%
	2018 → 6,718,893	0	6,718,893	0.5%	31,489,488	0	31,489,488	0.2%
Sale of Government Land	2019 → 621,236	0	621,236	0.1%	14,342,188	0	14,342,188	0.1%
	2018 → 6,676,207	0	6,676,207	0.5%	30,827,240	0	30,827,240	0.2%
Other Proceeds from Sale of Ass	2019 → 28,846	0	28,846	0.0%	431,764	0	431,764	0.0%
	2018 → 42,686	0	42,686	0.0%	662,248	0	662,248	0.0%
Resident Permit	2019 → 25,938,650	0	25,938,650	2.1%	232,648,840	0	232,648,840	1.8%
	2018 → 24,844,620	0	24,844,620	2.0%	217,620,500	0	217,620,500	1.7%
Royalties	2019 → 7,080,668	434	7,087,327	0.6%	70,811,558	7,795	70,931,103	0.5%
	2018 → 6,465,198	1,154	6,482,919	0.5%	57,646,343	7,283	57,758,160	0.4%
Duty Free Royalty	2019 → 7,080,668	0	7,080,668	0.6%	70,811,558	0	70,811,558	0.5%
	2018 → 6,465,198	0	6,465,198	0.5%	57,646,343	0	57,646,343	0.4%
Fuel Re-export Royalty	2019 → 0	434	434	0.0%	7,795	0	119,545	0.0%
	2018 → 0	1,154	1,722	0.0%	7,283	0	111,817	0.0%
Ownership Transfer Tax	2019 → 0	5,000	76,750	0.0%	0	25,000	383,500	0.0%
	2018 → 0	0	0	0.0%	0	25,000	383,500	0.0%
Tourism Land Rent	2019 → 0	21,435,846	328,791,908	26.9%	0	78,321,159	1,201,227,101	9.1%
	2018 → 0	21,291,819	326,758,975	25.9%	0	73,637,805	1,130,351,959	8.8%
Tourism Administration Fee	2019 → 0	0	0	0.0%	0	200,000	3,064,000	0.0%
	2018 → 0	20						