



MONTHLY REVENUE COLLECTION

January 2019

2.1 billion

Total Revenue Collection (MVR) for January 2019, inclusive of USD Collection

68.1 million

US Dollar Revenue Collection (USD) for January 2019

-3.2%

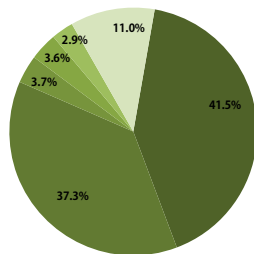
Total Revenue Collection Compared to January 2018

+1.9%

Total Revenue Collection Compared to Forecast for January 2019

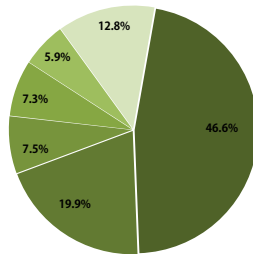
In contrast to January 2019, decrement in revenue observed in January 2019 was due to the collection of arrears for TGST, Green Tax and Tourism Land Rent in January 2018. However, compared to the projection, due to the receipt of Lease Period Extension Fee and increment in tourist arrivals by 5.4% compared to December 2017, led to a higher collection of TGST in January 2019.

Contribution to Total Revenue



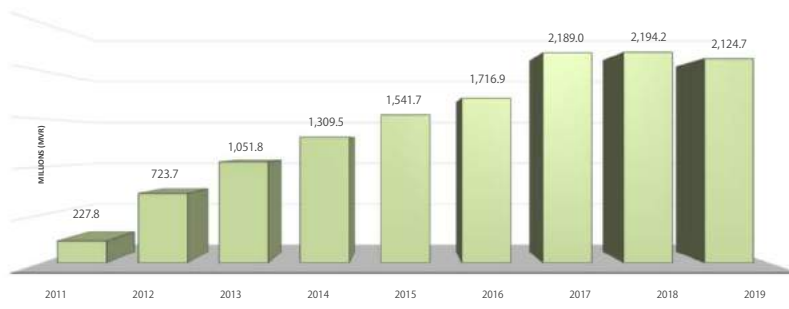
- BPT
- GST
- Green Tax
- Lease Period Extension Fee
- Airport Development Fee
- Others

Contribution to US\$ Revenue



- TGST
- BPT
- Green Tax
- Lease Period Extension Fee
- Airport Development Fee
- Others

Collection of January 2011 - 2019



Business Permits: Company Annual Fee, Company Registration Fee, Co-operative Society Registration Fee, Co-operative Society Annual Fee, Foreign Business Fee, Foreign Investment Administration Fee, Import Trade Fee, Trade Registry Fee, Restaurant, Café, Canteen Fee, Partnership Annual Fee, Dive school Registration Fee, Guest House Registration Fee, Other Registrations & License Fees, Motor Vehicle and Vessel Registration Fee, Sale of Tender Documents, Bank Mortgage Registration Fee, Sale Traders Registration Fee, Sale of pass

Royalties: Duty Free Royalty, Fuel Re-export Royalty

Non-Tourism Property Income: Commercial Land Rent, Government Buildings Rent, Long-Term Agricultural Leased Islands Rent, Rent from Floating Jetty, Uninhabited Islands Rent

Proceeds from Sale of Assets: Sale of Government Buildings, Sale of Government Land, Sale of Items at Auction

Others: Reimbursement from previous year budget, Sadaqah

		January 2019			
		MVR	USD	Total (MVR)	Share of Revenue
Tax Revenues	2019 →	993,474,325	54,423,604	1,827,944,764	86.0%
	2018 →	975,116,107	58,625,209	1,874,930,038	85.4%
Airport Service Charge	2019 →	0	3,994,331	61,199,133	2.9%
	2018 →	0	3,593,563	55,145,483	2.5%
	2019 →	7,765	0	7,765	0.0%
	2018 →	1,057,465	0	1,057,465	0.0%
Business Profit Tax	2019 →	673,439,207	13,584,935	881,560,607	41.5%
	2018 →	648,848,750	14,536,781	872,012,902	39.7%
	2019 →	586,540,938	13,584,935	794,662,338	37.4%
	2018 →	566,762,607	14,536,781	789,926,759	36.0%
BPT	2019 →	86,898,269	0	86,898,269	4.1%
	2018 →	82,086,143	0	82,086,143	3.7%
Green Tax	2019 →	0	5,101,084	78,248,272	3.7%
	2018 →	2,714	6,683,191	102,515,065	4.7%
Goods and Services Tax	2019 →	305,187,708	31,743,255	792,089,343	37.3%
	2018 →	306,883,090	33,811,674	825,875,033	37.6%
	2019 →	305,187,708	0	305,187,708	14.4%
	2018 →	306,870,538	0	306,870,538	14.0%
Goods and Services Tax (Tourist)	2019 →	0	31,743,255	486,901,635	22.9%
	2018 →	12,552	33,811,674	519,004,496	23.7%
Land Sales Tax	2019 →	1,900,062	0	1,900,062	0.1%
	2018 →	5,403,697	0	5,403,697	0.2%
Remittance Tax	2019 →	9,097,978	0	9,097,978	0.4%
	2018 →	9,062,521	0	9,062,521	0.4%
Revenue Stamp	2019 →	3,841,604	0	3,841,604	0.2%
	2018 →	3,857,871	0	3,857,871	0.2%
Non-Tax Revenues	2019 →	86,539,673	13,697,252	296,763,571	14.0%
	2018 →	87,748,929	15,073,386	319,306,475	14.6%
Airport Development Fee	2019 →	0	4,001,854	61,708,586	2.9%
	2018 →	0	3,571,114	55,066,578	2.5%
Construction Period Extension Fee	2019 →	0	755,000	11,577,400	0.5%
	2018 →	0	150,000	2,299,500	0.1%
Corporate Social Responsibility Fee	2019 →	0	0	0	0.0%
	2018 →	0	0	0	0.0%
Business Permits	2019 →	5,792,110	74,970	6,941,316	0.3%
	2018 →	5,442,285	54,065	6,271,544	0.3%
Import Trade Fee	2019 →	2,167,400	0	2,167,400	0.1%
	2018 →	2,020,380	0	2,020,380	0.1%
Company Annual Fee	2019 →	2,215,710	0	2,215,710	0.1%
	2018 →	2,282,070	0	2,282,070	0.1%
Company Registration Fee	2019 →	336,510	0	336,510	0.0%
	2018 →	126,156	0	126,156	0.0%
Restaurant, Café, Canteen Fee	2019 →	332,800	0	332,800	0.0%
	2018 →	296,030	0	296,030	0.0%
Foreign Investment Administr	2019 →	61,680	10,000	214,880	0.0%
	2018 →	30,840	12,000	215,000	0.0%
Tourism Registration and Licen	2019 →	80,700	64,970	1,076,706	0.1%
	2018 →	71,600	42,065	716,699	0.0%
Other Business Permits	2019 →	597,310	0	597,310	0.0%
	2018 →	615,209	0	615,209	0.0%
Fines	2019 →	9,509,787	784,698	21,517,575	1.0%
	2018 →	11,419,810	1,612,321	36,125,539	1.6%
Land Acquisition and Conversion Fee	2019 →	0	61,298	939,692	0.0%
	2018 →	1,372,399	4,439,142	69,513,570	3.2%
Lease Period Extension Fee	2019 →	0	5,000,000	76,500,000	3.6%
	2018 →	0	0	0	0.0%
Non-Tourism Property Income	2019 →	14,842,923	22,850	15,193,671	0.7%
	2018 →	15,327,666	0	15,327,666	0.7%
Commercial Land Rent	2019 →	7,353,725	0	7,353,725	0.3%
	2018 →	8,828,245	0	8,828,245	0.4%
Government Buildings Rent	2019 →	377,120	0	377,120	0.0%
	2018 →	342,620	0	342,620	0.0%
Industrial Land Rent	2019 →	950,368	0	950,368	0.0%
	2018 →	907,844	0	907,844	0.0%
Long-term Agricultural Leased	2019 →	2,245,276	22,850	2,596,023	0.1%
	2018 →	2,373,526	0	2,373,526	0.1%
Uninhabited Islands Rent	2019 →	3,910,435	0	3,910,435	0.2%
	2018 →	2,869,431	0	2,869,431	0.1%
Other Non-Tourism Property In	2019 →	6,000	0	6,000	0.0%
	2018 →	6,000	0	6,000	0.0%
Proceeds from Sale of Assets	2019 →	1,438,687	0	1,438,687	0.1%
	2018 →	2,065,837	0	2,065,837	0.1%
Sale of Government Land	2019 →	1,376,301	0	1,376,301	0.1%
	2018 →	1,861,401	0	1,861,401	0.1%
Other Proceeds from Sale of As	2019 →	62,386	0	62,386	0.0%
	2018 →	204,436	0	204,436	0.0%
Resident Permit	2019 →	31,969,050	0	31,969,050	1.5%
	2018 →	28,158,500	0	28,158,500	1.3%
Royalties	2019 →	5,702,775	2,024	5,733,825	0.3%
	2018 →	7,524,174	1,639	7,549,342	0.3%
Duty Free Royalty	2019 →	5,702,775	0	5,702,775	0.3%
	2018 →	7,524,174	0	7,524,174	0.3%
Fuel Re-export Royalty	2019 →	0	2,024	31,050	0.0%
	2018 →	0	1,639	25,168	0.0%
Ownership Transfer Tax	2019 →	0	5,000	76,750	0.0%
	2018 →	0	10,000	153,300	0.0%
Tourism Land Rent	2019 →	0	2,936,424	45,069,183	2.1%
	2018 →	0	5,172,105	79,370,049	3.6%
Tourism Administration Fee	2019 →	0	0	0	0.0%
	2018 →	0	0	0	0.0%
Vehicle Fee	2019 →	9,554,470	0	9,554,470	0.4%
	2018 →	8,214,809	0	8,214,809	0.4%
Vessel Fee	2019 →	2,630,800	20,500	2,944,845	0.1%
	2018 →	3,142,575	12,000	3,326,235	0.2%
Zakat al-mal	2019 →	4,940,646	134	4,942,702	0.2%
	2018 →	4,940,091	100	4,941,627	0.2%
Others	2019 →	158,424	32,500	655,999	0.0%
	2018 →	140,783	50,900	922,379	0.0%
Total	2019 →	1,080,013,997	68,120,856	2,124,708,515	
	2018 →	1,062,065,036	73,698,595	2,194,236,513	

Collectors are deposited to the Public Bank Account and transaction level details of such deposits are furnished by the councils. Dishonored cheques are adjusted in the month to which the respective payment belongs.

Note: Arrows indicate movement compared to corresponding period of previous year.

© 2019 Maldives Inland Revenue Authority | Support Service Directorate | Planning and Development Department

Date of Publication: Monday, 11 February 2019

Revised date: Tuesday, 31 March 2020