



MONTHLY REVENUE COLLECTION

December 2019

1.58 billion

74.0 million

9.9%

27.7%

Total Revenue Collection (MVR) for December 2019, inclusive of USD Collection

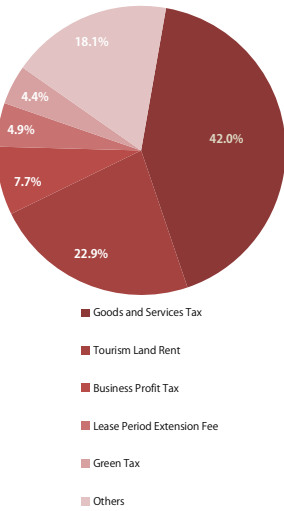
US Dollar Revenue Collection (USD) for December 2019

Total Revenue Collection Compared to December 2018

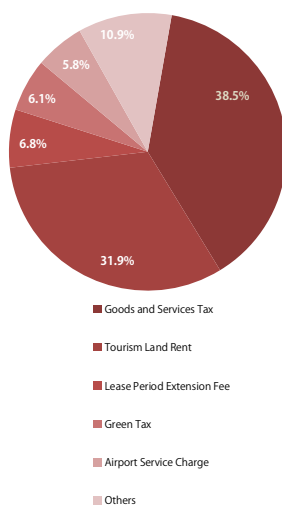
Total Revenue Collection Compared to Forecast for December 2019

Due to the increment in main tax and non-tax revenues; namely TGST, Withholding Tax, Airport Service Charge, Tourism Land Rent, along with the receipt of Lease Period Extension Fee, revenue of December 2019 increased compared to the corresponding period of 2018, and forecasted revenue for December 2019.

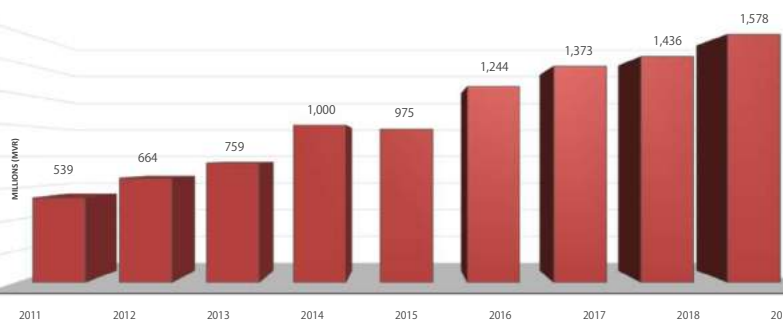
Contribution to Total Revenue



Contribution to US\$ Revenue



Collection of December 2011 - 2019



Business Permits: Company Annual Fee, Company Registration Fee, Co-operative Society Registration Fee, Co-operative Society Annual Fee, Foreign Business Fee, Foreign Investment Administration Fee, Import Trade Fee, Trade Registry Fee, Restaurant, Café, Canteen Fee, Partnership Annual Fee, Dive school Registration Fee, Guest House Registration Fee, Other Registrations & License Fees, Motor Vehicle and Vessel Registration Fee, Sale of Tender Documents, Bank Mortgage Registration Fee, Sole Traders Registration Fee, Sale of pass

Royalties: Duty Free Royalty, Fishing Royalty, Foreign Investment Royalty, Fuel Re-Export Royalty, Re-Export Royalty, Skipjack Industry Royalty, Yellowfin Tuna Export Royalty

Non-Tourism Property Income: Commercial Land Rent, Government Buildings Rent, Long-Term Agricultural Leased Islands Rent, Rent from Floating Jetty, Uninhabited Islands Rent

Proceeds from Sale of Assets: Sale of Government Buildings, Sale of Government Land, Sale of Items at Auction

Others: Reimbursement from previous year budget, Sadaqa, Repayment of student loan

	December 2019				January - December			
	MVR	USD	Total (MVR)	Share of Revenue	MVR	USD	Total (MVR)	Share of Revenue
Tax Revenues	2019 → 351,699,405	37,603,855	928,338,564	58.8%	5,850,558,809	465,447,559	12,989,890,583	77.3%
	2018 → 322,783,746	34,630,351	833,650,672	59.4%	5,850,875,015	440,288,749	12,606,967,251	77.1%
Airport Service Charge	2019 → 0	4,266,682	65,508,600	4.2%	0	47,671,904	731,095,991	4.3%
	2018 → 0	3,794,267	58,213,922	4.1%	0	41,922,495	643,250,529	3.9%
Bank Profit Tax	2019 → 2,506	0	2,506	0.0%	613,969,839	0	613,969,839	3.7%
	2018 → 1,220	0	1,220	0.0%	564,102,077	0	564,102,077	3.4%
Business Profit Tax	2019 → 115,894,274	331,455	120,972,865	7.7%	2,245,843,527	42,627,283	2,899,307,646	17.2%
	2018 → 74,610,831	626,543	84,226,879	5.9%	2,191,030,117	33,829,310	2,710,318,425	16.6%
BPT	2019 → 37,294,822	331,455	42,373,414	3.7%	1,557,412,719	42,627,283	2,210,876,838	13.1%
	2018 → 30,796,462	626,543	40,412,510	2.8%	1,562,603,323	33,536,704	2,077,405,637	12.7%
Withholding Tax	2019 → 78,599,452	0	78,599,452	5.0%	688,430,808	0	688,430,808	4.1%
	2018 → 43,814,369	0	43,814,369	3.1%	628,426,795	292,607	632,912,788	3.9%
Green Tax	2019 → 0	4,543,129	69,690,482	4.4%	0	55,489,193	851,180,095	5.1%
	2018 → 0	4,346,535	66,646,055	4.0%	0	53,929	810,528,818	5.0%
Goods and Services Tax	2019 → 226,699,935	28,462,589	663,061,421	42.0%	2,845,660,772	319,659,000	7,748,644,886	46.1%
	2018 → 233,738,453	25,863,003	630,129,355	43.9%	2,906,927,895	311,715,900	7,690,004,507	47.0%
Goods and Services Tax (Genera)	2019 → 226,699,935	0	226,699,935	14.4%	2,845,060,772	0	2,845,060,772	16.9%
	2018 → 233,738,453	0	233,738,453	16.3%	2,906,666,186	0	2,906,666,186	17.8%
Goods and Services Tax (Tourism)	2019 → 0	28,462,589	436,361,486	27.7%	0	319,659,000	4,903,588,814	29.2%
	2018 → 0	25,863,003	396,390,901	27.6%	261,708	311,715,900	4,783,338,321	29.3%
Land Sales Tax	2019 → 791,371	0	791,371	0.1%	25,583,707	0	25,583,707	0.2%
	2018 → 2,246,483	0	2,246,483	0.2%	39,352,639	0	39,352,639	0.2%
Remittance Tax	2019 → 7,634,344	0	7,634,344	0.5%	102,520,740	180	102,523,494	0.6%
	2018 → 7,160,533	0	7,160,533	0.5%	101,828,059	29	101,828,088	0.6%
Revenue Stamp	2019 → 0	676,975	0	0.0%	17,580,225	0	17,580,225	0.1%
	2018 → 0	5,026,225	0	0.0%	47,580,636	0	47,580,636	0.3%
Non-Tax Revenues	2019 → 91,200,629	36,353,115	649,176,967	41.2%	932,302,642	188,271,470	3,823,891,967	22.7%
	2018 → 116,218,713	30,396,057	582,349,126	40.6%	935,638,518	182,806,977	3,743,829,433	22.9%
Airport Development Fee	2019 → 0	4,264,354	65,756,339	4.2%	0	47,580,982	733,697,538	4.4%
	2018 → 0	3,793,836	58,500,951	4.1%	0	41,958,862	647,005,652	4.0%
Construction Period Extension Fee	2019 → 0	0	0	0.0%	0	2,205,000	33,813,250	0.2%
	2018 → 0	570,000	8,753,850	0.6%	0	6,835,000	105,197,100	0.6%
Corporate Social Responsibility Fee	2019 → 0	796,500	12,210,165	0.8%	0	8,675,500	43,975,220	0.3%
	2018 → 0	0	0	0.0%	0	5,000,000	7,680,000	0.0%
Business Permits	2019 → 4,882,356	98,900	6,399,589	0.4%	40,432,590	421,670	46,898,828	0.3%
	2018 → 5,313,570	81,030	6,556,621	0.5%	41,586,689	361,175	47,127,612	0.3%
Import Trade Fee	2019 → 1,342,532	0	1,342,532	0.1%	8,263,257	0	8,263,257	0.0%
	2018 → 2,108,615	0	2,108,615	0.1%	9,833,485	0	9,833,485	0.1%
Company Annual Fee	2019 → 1,016,000	0	1,016,000	0.1%	16,622,278	0	16,622,278	0.1%
	2018 → 924,452	0	924,452	0.1%	16,185,132	0	16,185,132	0.1%
Company Registration Fee	2019 → 648,367	0	648,367	0.0%	3,820,768	0	3,820,768	0.0%
	2018 → 685,156	0	685,156	0.0%	4,020,195	0	4,020,195	0.0%
Restaurant, Café, Canteen Fee	2019 → 502,055	0	502,055	0.0%	2,131,325	0	2,131,325	0.0%
	2018 → 618,550	0	618,550	0.0%	2,261,845	0	2,261,845	0.0%
Foreign Investment Administrat	2019 → 0	12,000	184,060	0.0%	246,720	96,000	1,719,140	0.0%
	2018 → 30,840	2,000	61,500	0.0%	493,440	100,000	2,028,400	0.0%
Tourism Registration and Licens	2019 → 100,000	86,900	1,433,174	0.1%	653,400	325,670	5,647,218	0.0%
	2018 → 75,000	79,030	1,287,391	0.1%	590,100	248,205	4,397,051	0.0%
Other Business Permits	2019 → 1,273,402	0	1,273,402	0.1%	8,694,842	0	8,694,842	0.1%
	2018 → 870,957	0	870,957	0.1%	8,202,671	12,970	8,401,504	0.1%
Fines	2019 → 12,464,901	514,246	20,355,141	1.3%	129,802,452	4,411,739	197,452,283	1.2%
	2018 → 30,462,347	1,238,289	49,478,542	3.4%	143,600,557	5,403,006	226,467,336	1.4%
Land Acquisition and Conversion Fee	2019 → 0	1,514,638	23,249,700	1.5%	0	2,269,443	34,822,120	0.2%
	2018 → 0	1,773,298	27,080,118	1.9%	3,951,583	20,732,200	322,065,841	2.0%
Lease Period Extension Fee	2019 → 0	5,000,000	76,700,000	4.9%	0	20,000,000	306,800,000	1.8%
	2018 → 0	0	0	0.0%	0	5,000,000	76,700,000	0.5%
Non-Tourism Property Income	2019 → 15,144,541	22,850	15,495,060	1.0%	130,254,468	53,700	131,076,295	0.8%
	2018 → 16,584,043	0	16,584,043	1.2%	140,218,018	110,609	142,119,175	0.9%
Commercial Land Rent	2019 → 8,282,777	0	8,282,777	0.5%	94,332,154	0	94,332,154	0.6%
	2018 → 7,672,745	0	7,672,745	0.5%	99,792,130	0	99,792,130	0.6%
Government Buildings Rent	2019 → 285,620	0	285,620	0.0%	3,350,940	0	3,350,940	0.0%
	2018 → 221,620	0	221,620	0.0%	3,313,259	0	3,313,259	0.0%
Industrial Land Rent	2019 → 706,387	0	706,387	0.0%	7,489,193	0	7,489,193	0.0%
	2018 → 718,131	0	718,131	0.1%	7,771,361	0	7,771,361	0.0%
Long-term Agricultural Leased I	2019 → 1,263,699	22,850	1,614,218	0.1%	14,784,100	53,700	15,607,927	0.1%
	2018 → 2,461,245	0	2,461,245	0.2%	15,637,424	110,609	17,332,196	0.1%
Uninhabited Islands Rent	2019 → 4,594,059	0	4,594,059	0.3%	10,244,081	0	10,244,081	0.1%
	2018 → 5,492,302	0	5,492,302	0.4%	13,826,229	0	13,826,229	0.1%
Other Non-Tourism Property Inc	2019 → 12,000	0	12,000	0.0%	54,000	0	54,000	0.0%
	2018 → 18,000	0	18,000	0.0%	84,000	0	84,000	0.0%
Proceeds from Sale of Assets	2019 → 1,353,652	0	1,353,652	0.1%	18,077,724	0	18,077,724	0.1%
	2018 → 3,582,770	0	3,582,770	0.2%	41,925,415	0	41,925,415	0.3%
Sale of Government Land	2019 → 1,269,949	0	1,269,949	0.1%	17,461,012	0	17,461,012	0.1%
	2018 → 3,542,054	0	3,542,054	0.2%	41,135,169	0	41,135,169	0.3%
Other Proceeds from Sale of Ass	2019 → 83,703	0	83,703	0.0%	616,713	0	616,713	0.0%
	2018 → 40,716	0	40,716	0.0%	790,247	0	790,247	0.0%
Resident Permit	2019 → 31,298,240	0	31,298,240	2.0%	319,378,590	0	319,378,590	1.9%
	2018 → 27,967,500	0	27,967,500	1.9%	304,371,750	0	304,371,750	1.9%
Royalties	2019 → 6,217,111	281	6,221,433	0.4%	90,092,170	9,167	90,232,767	0.5%
	2018 → 6,194,686	206	6,197,845	0.4%	76,324,061	8,542	76,455,187	0.5%
Duty Free Royalty	2019 → 6,217,111	0	6,217,111	0.4%	90,092,170	0	90,092,170	0.5%
	2018 → 6,194,686	0	6,194,686	0.4%	76,324,061	0	76,324,061	0.5%
Fuel Re-export Royalty	2019 → 0	281	4,322	0.0%	0	9,167	140,597	0.0%
	2018 → 0	206	3,159	0.0%	0			