



MONTHLY REVENUE COLLECTION

June 2019

1.60 billion

61.5 million

24.1%

17.1%

Total Revenue Collection (MVR) for June 2019, inclusive of USD Collection

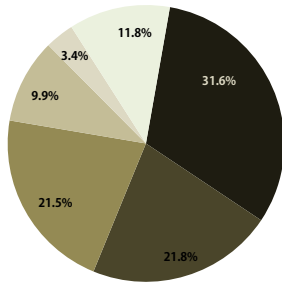
US Dollar Revenue Collection (USD) for June 2019

Total Revenue Collection Compared to June 2018

Total Revenue Collection Compared to Forecast for June 2019

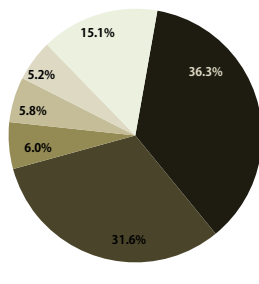
In comparison to June 2018, increment was observed for GST, BPT, Tourism Land Rent and Bank Profit Tax. Additionally, compared to June 2018, favorable outcome for BPT and Tourism Land Rent is due to the fact that, deadline for BPT final payment and Tourism Land Rent in June 2018 was extended to July 2018 as the initial deadline fell to a public holiday. Furthermore, due to substantial increment in BPT and Bank Profit Tax, actual revenue is higher than the forecasted revenue.

Contribution to Total Revenue



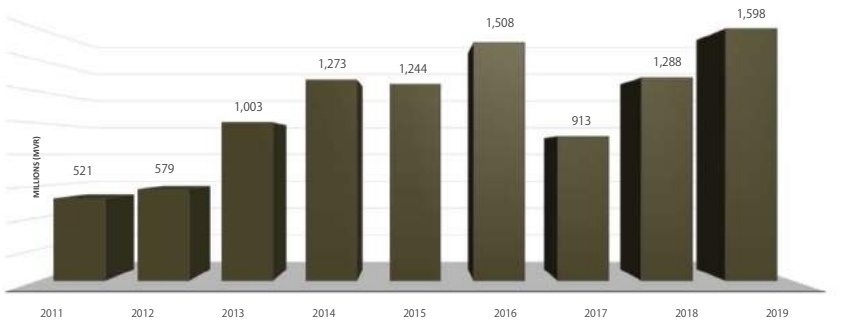
- Goods and Services Tax
- Business Profit Tax
- Tourism Land Rent
- Bank Profit Tax
- Airport Service Charge
- Others

Contribution to US\$ Revenue



- Tourism Land Rent
- Goods and Services Tax
- Green Tax
- Airport Development Fee
- Airport Service Charge
- Others

Collection of June 2011 - 2019



Business Permits: Company Annual Fee, Company Registration Fee, Co-operative Society Registration Fee, Co-operative Society Annual Fee, Foreign Business Fee, Foreign Investment Administration Fee, Import Trade Fee, Trade Registry Fee, Restaurant, Café, Canteen Fee, Partnership Annual Fee, Dive school Registration Fee, Guest House Registration Fee, Other Registrations & License Fees, Motor Vehicle and Vessel Registration Fee, Sale of Tender Documents, Bank Mortgage Registration Fee, Sole Traders Registration Fee, Sale of pass

Royalties: Duty Free Royalty, Fishing Royalty, Foreign Investment Royalty, Fuel Re-Export Royalty, Re-Export Royalty, Skipjack Industry Royalty, Yellowfin Tuna Export Royalty

Non-Tourism Property Income: Commercial Land Rent, Government Buildings Rent, Long-Term Agricultural Leased Islands Rent, Rent from Floating Jetty, Uninhabited Islands Rent

Proceeds from Sale of Assets: Sale of Government Buildings, Sale of Government Land, Sale of Items at Auction

Others: Reimbursement from previous year budget, Sadaqah, Repayment of student loan

	June 2019				January - June				
	MVR	USD	Total (MVR)	Share of Revenue	MVR	USD	Total (MVR)	Share of Revenue	
Tax Revenues	2019 →	586,578,421	35,575,189	1,132,627,554	70.9%	2,992,041,812	266,649,941	7,082,504,965	79.5%
	2018 →	459,776,316	25,329,919	848,505,278	65.9%	2,905,795,578	249,518,947	6,735,278,731	79.3%
Airport Service Charge	2019 →	0	3,542,797	54,329,154	3.4%	0	25,095,382	384,849,049	4.3%
	2018 →	0	3,041,765	46,661,145	3.6%	0	22,060,328	338,475,343	4.0%
Bank Profit Tax	2019 →	157,519,105	0	157,519,105	9.9%	177,623,925	0	177,623,925	2.0%
	2018 →	114,978,921	0	114,978,921	8.9%	121,953,901	0	121,953,901	2.3%
Business Profit Tax	2019 →	212,314,983	8,874,917	348,586,817	21.8%	1,251,514,714	23,854,408	1,617,268,944	18.2%
	2018 →	133,049,314	1,889,278	162,049,191	12.6%	1,141,044,876	16,923,618	1,400,840,396	16.5%
BPT	2019 →	167,570,931	8,874,917	303,842,109	19.0%	858,776,459	22,854,408	1,224,530,689	13.7%
	2018 →	96,919,622	1,834,922	125,085,130	9.7%	774,888,575	16,760,548	1,032,184,784	12.1%
Withholding Tax	2019 →	44,744,052	0	44,744,052	2.8%	392,738,255	0	392,738,255	4.4%
	2018 →	36,129,692	54,356	36,964,062	2.9%	366,156,301	163,609	368,655,612	4.3%
Green Tax	2019 →	0	3,678,405	56,488,188	3.5%	0	29,911,945	458,885,147	5.1%
	2018 →	1,172	5,355,032	54,428,230	4.2%	6,646	29,315,940	449,817,117	5.3%
Goods and Services Tax	2019 →	205,805,460	19,479,070	504,796,073	31.6%	1,485,610,556	187,788,026	4,366,822,529	49.0%
	2018 →	196,685,118	16,863,844	455,539,538	35.4%	1,452,546,479	181,217,929	4,233,884,237	49.8%
Goods and Services Tax (Genera)	2019 →	205,805,460	0	205,805,460	12.9%	1,485,610,556	0	1,485,610,556	16.7%
	2018 →	196,668,125	0	196,668,125	15.3%	1,452,364,893	0	1,452,364,893	17.1%
Goods and Services Tax (Tourist)	2019 →	0	19,479,070	298,990,613	18.7%	0	187,788,026	2,880,971,973	32.3%
	2018 →	16,993	16,863,844	258,871,413	20.1%	181,586	181,217,929	2,781,519,344	32.7%
Land Sales Tax	2019 →	1,563,858	0	1,563,858	0.1%	9,249,974	0	9,249,974	0.1%
	2018 →	1,222,167	0	1,222,167	0.1%	16,783,182	0	16,783,182	0.2%
Remittance Tax	2019 →	9,019,575	0	9,019,575	0.6%	53,480,190	180	53,482,944	0.6%
	2018 →	9,434,251	0	9,434,251	0.7%	56,321,446	0	56,321,446	0.7%
Revenue Stamp	2019 →	355,440	0	355,440	0.0%	14,562,453	0	14,562,453	0.2%
	2018 →	4,354,834	0	4,354,834	0.3%	24,139,049	0	24,139,049	0.3%
Non-Tax Revenues	2019 →	66,126,502	25,973,206	464,884,555	29.1%	476,284,928	88,010,375	1,827,943,793	20.5%
	2018 →	62,219,436	24,546,746	439,250,342	34.1%	450,910,760	85,398,375	1,763,302,090	20.7%
Airport Development Fee	2019 →	0	3,228,354	49,781,226	3.1%	0	24,841,711	383,059,184	4.3%
	2018 →	0	3,044,718	46,949,552	3.6%	0	22,071,745	340,346,308	4.0%
Construction Period Extension Fee	2019 →	0	0	0	0.0%	0	2,205,000	33,813,250	0.4%
	2018 →	0	780,000	11,972,550	0.0%	0	2,220,000	34,061,850	0.4%
Corporate Social Responsibility Fee	2019 →	0	0	0	0.0%	0	0	0	0.0%
	2018 →	0	0	0	0.0%	0	0	0	0.0%
Business Permits	2019 →	2,018,251	9,350	2,161,633	0.1%	25,583,085	260,380	29,574,897	0.3%
	2018 →	1,389,890	8,975	1,527,626	0.1%	26,810,373	190,355	29,730,580	0.3%
Import Trade Fee	2019 →	569,150	0	569,150	0.0%	4,901,385	0	4,901,385	0.1%
	2018 →	412,170	0	412,170	0.0%	4,756,210	0	4,756,210	0.1%
Company Annual Fee	2019 →	419,630	0	419,630	0.0%	14,090,278	0	14,090,278	0.2%
	2018 →	214,000	0	214,000	0.0%	13,898,570	0	13,898,570	0.2%
Company Registration Fee	2019 →	277,179	0	277,179	0.0%	1,291,083	0	1,291,083	0.0%
	2018 →	85,165	0	85,165	0.0%	2,203,936	0	2,203,936	0.0%
Restaurant, Café, Canteen Fee	2019 →	143,000	0	143,000	0.0%	990,870	0	990,870	0.0%
	2018 →	88,115	0	88,115	0.0%	1,015,240	0	1,015,240	0.0%
Foreign Investment Administrat	2019 →	0	8,000	122,680	0.0%	123,360	48,000	859,360	0.0%
	2018 →	61,680	8,000	184,460	0.0%	277,560	54,000	1,106,500	0.0%
Tourism Registration and Licens	2019 →	15,100	1,350	35,802	0.0%	422,000	212,380	3,677,811	0.0%
	2018 →	10,000	975	24,956	0.0%	382,400	136,355	2,473,667	0.0%
Other Business Permits	2019 →	594,192	0	594,192	0.0%	3,764,109	0	3,764,109	0.0%
	2018 →	518,760	0	518,760	0.0%	4,276,456	0	4,276,456	0.1%
Fines	2019 →	7,824,448	238,602	11,486,534	0.7%	73,458,943	2,405,599	110,327,847	1.2%
	2018 →	6,941,052	297,112	11,501,249	0.9%	70,180,581	2,736,607	112,116,243	1.3%
Land Acquisition and Conversion Fee	2019 →	0	127,127	1,949,523	0.1%	0	471,614	7,231,517	0.1%
	2018 →	0	1,157,447	17,764,666	1.4%	1,372,399	7,826,506	121,521,729	1.4%
Lease Period Extension Fee	2019 →	0	0	0	0.0%	0	5,000,000	76,500,000	0.9%
	2018 →	0	0	0	0.0%	0	0	0	0.0%
Non-Tourism Property Income	2019 →	10,653,761	0	10,653,761	0.7%	66,531,852	30,850	67,005,159	0.8%
	2018 →	11,254,037	0	11,254,037	0.9%	70,193,781	110,609	71,708,554	0.8%
Commercial Land Rent	2019 →	8,288,934	0	8,288,934	0.5%	46,804,801	0	46,804,801	0.5%
	2018 →	9,100,206	0	9,100,206	0.7%	50,470,716	0	50,470,716	0.6%
Government Buildings Rent	2019 →	237,120	0	237,120	0.0%	1,689,220	0	1,689,220	0.0%
	2018 →	219,620	0	219,620	0.0%	1,753,620	0	1,753,620	0.0%
Industrial Land Rent	2019 →	613,556	0	613,556	0.0%	4,075,558	0	4,075,558	0.0%
	2018 →	570,277	0	570,277	0.0%	3,877,842	0	3,877,842	0.0%
Long-term Agricultural Leased I	2019 →	1,506,151	0	1,506,151	0.1%	8,368,415	30,850	8,841,722	0.1%
	2018 →	1,283,643	0	1,283,643	0.1%	7,694,604	110,609	9,299,377	0.1%
Uninhabited Islands Rent	2019 →	2,000	0	2,000	0.0%	5,557,858	0	5,557,858	0.1%
	2018 →	74,290	0	74,290	0.0%	6,270,999	0	6,270,999	0.1%
Other Non-Tourism Property In	2019 →	6,000	0	6,000	0.0%	36,000	0	36,000	0.0%
	2018 →	6,000	0	6,000	0.0%	36,000	0	36,000	0.0%
Proceeds from Sale of Assets	2019 →	335,674	0	335,674	0.0%	7,692,095	0	7,692,095	0.1%
	2018 →	3,874,177	0	3,874,177	0.3%	13,006,659	0	13,006,659	0.2%
Sale of Government Land	2019 →	273,022	0	273,022	0.0%	7,351,710	0	7,351,710	0.1%
	2018 →	3,832,241	0	3,832,241	0.3%	12,509,849	0	12,509,849	0.1%
Other Proceeds from Sale of Ass	2019 →	62,652	0	62,652	0.0%	340,385	0	340,385	0.0%
	2018 →	41,936	0	41,936	0.0%	496,809	0	496,809	0.0%
Resident Permit	2019 →	22,299,810	0	22,299,810	1.4%	152,509,430	0	152,509,430	1.7%
	2018 →	18,426,500	0	18,426,500	1.4%	140,460,000	0	140,460,000	1.7%
Royalties	2019 →	6,580,651	383	6,586,530	0.4%	51,206,204	6,427	51,304,786	0.6%
	2018 →	5,670,923	494	5,					