



MONTHLY REVENUE COLLECTION

November 2019

1.15 billion
Total Revenue Collection (MVR) for November 2019, inclusive of USD Collection

51.6 million
US Dollar Revenue Collection (USD) for November 2019

17.7%
Total Revenue Collection Compared to November 2018

33.5%
Total Revenue Collection Compared to Forecast for November 2019

Total Revenue Collection (MVR) for November 2019, inclusive of USD Collection

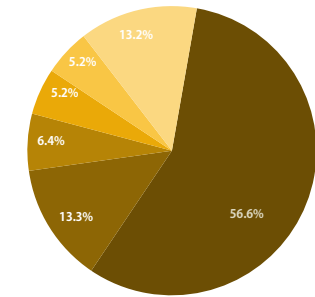
US Dollar Revenue Collection (USD) for November 2019

Total Revenue Collection Compared to November 2018

Total Revenue Collection Compared to Forecast for November 2019

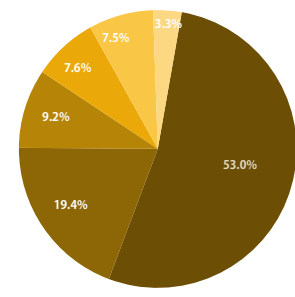
The increment in November 2019's revenue, compared to November 2018 and projection, is due to the increment in TGST, Airport Service Charge and Green Tax collection, along with the receipt of payments towards Lease Period Extension Fee.

Contribution to Total Revenue



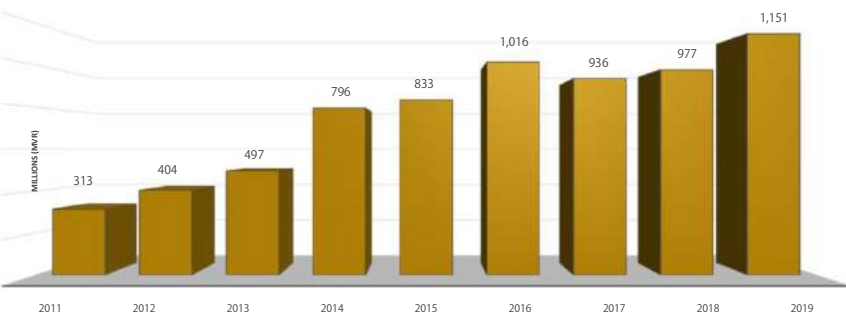
- Goods and Services Tax
- Lease Period Extension Fee
- Green Tax
- Airport Development Fee
- Airport Service Charge
- Others

Contribution to US\$ Revenue



- Goods and Services Tax
- Lease Period Extension Fee
- Green Tax
- Airport Development Fee
- Airport Service Charge
- Others

Collection of November 2011 - 2019



Business Permits: Company Annual Fee, Company Registration Fee, Co-operative Society Registration Fee, Co-operative Society Annual Fee, Foreign Business Fee, Foreign Investment Administration Fee, Import Trade Fee, Trade Registry Fee, Restaurant, Café, Canteen Fee, Partnership Annual Fee, Dive school Registration Fee, Guest House Registration Fee, Other Registrations & License Fees, Motor Vehicle and Vessel Registration Fee, Sale of Tender Documents, Bank Mortgage Registration Fee,

Sole Traders Registration Fee, Sale of pass

Royalties: Duty Free Royalty, Fishing Royalty, Foreign Investment Royalty, Fuel Re-Export Royalty, Re-Export Royalty, Skipjack Industry Royalty, Yellowfin Tuna Export Royalty

Non-Tourism Property Income: Commercial Land Rent, Government Buildings Rent, Long-Term Agricultural Leased Islands Rent, Rent from Floating Jetty, Uninhabited Islands Rent

Proceeds from Sale of Assets: Sale of Government Buildings, Sale of Government Land, Sale of Items at Auction

Others: Reimbursement from previous year budget, Sadaqah, Repayment of student loan

	November 2019				January - November			
	MVR	USD	Total (MVR)	Share of Revenue	MVR	USD	Total (MVR)	Share of Revenue
Tax Revenues	2019 → 289,435,948	36,469,200	848,959,619	73.8%	5,498,859,404	427,843,704	12,061,552,019	79.2%
	2018 → 307,769,489	34,312,643	834,031,637	85.3%	5,528,091,269	405,658,398	11,753,316,579	78.8%
Airport Service Charge	2019 → 0	3,890,962	59,716,230	5.2%	0	43,405,222	665,587,392	4.4%
	2018 → 0	3,431,754	52,565,362	5.0%	0	38,128,228	585,056,607	3.9%
Bank Profit Tax	2019 → 15,870	0	15,870	0.0%	613,967,333	0	613,967,333	4.0%
	2018 → 938,015	0	938,015	0.1%	564,100,857	0	564,100,857	3.8%
Business Profit Tax	2019 → 47,799,942	490,575	55,325,888	4.8%	2,129,949,253	42,295,828	2,778,334,781	18.2%
	2018 → 56,229,174	93,790	57,669,788	5.9%	2,116,419,286	33,202,767	2,626,091,547	17.6%
BPT	2019 → 8,477,168	490,575	16,003,114	1.4%	1,520,117,897	42,295,828	2,168,503,425	14.2%
	2018 → 11,093,006	93,790	12,533,620	1.3%	1,531,806,861	32,910,161	2,036,993,127	13.7%
Withholding Tax	2019 → 39,322,774	0	39,322,774	3.4%	609,831,356	0	609,831,356	4.0%
	2018 → 45,136,167	0	45,136,168	4.6%	584,612,426	0	584,612,426	3.9%
Green Tax	2019 → 0	4,768,075	73,151,612	6.4%	0	59,946,064	781,489,613	5.1%
	2018 → 0	4,363,871	66,937,912	6.8%	53,029	48,474,245	743,879,763	5.0%
Goods and Services Tax	2019 → 232,526,838	27,319,589	651,656,720	56.4%	2,618,360,837	291,196,410	7,085,588,165	46.5%
	2018 → 234,002,109	26,423,228	639,320,370	65.4%	2,673,189,441	285,852,897	7,059,875,152	47.3%
Goods and Services Tax (General)	2019 → 232,526,838	0	232,526,838	20.2%	2,618,360,837	0	2,618,360,837	17.2%
	2018 → 234,002,109	0	234,002,109	23.9%	2,672,927,733	0	2,672,927,733	17.9%
Goods and Services Tax (Tourist)	2019 → 0	27,319,589	419,129,882	36.4%	0	291,196,410	4,467,227,328	29.3%
	2018 → 0	26,423,228	403,318,260	41.5%	261,708	285,852,897	4,386,947,419	29.4%
Land Sales Tax	2019 → 290,830	0	290,830	0.0%	24,792,336	0	24,792,336	0.2%
	2018 → 3,915,273	0	3,915,273	0.4%	37,106,155	0	37,106,155	0.2%
Remittance Tax	2019 → 8,485,722	0	8,485,722	0.7%	94,886,396	180	94,889,150	0.6%
	2018 → 8,287,696	0	8,287,696	0.8%	94,668,088	29	94,668,526	0.6%
Revenue Stamp	2019 → 316,747	0	316,747	0.0%	16,903,250	0	16,903,250	0.1%
	2018 → 4,397,221	0	4,397,221	0.4%	42,554,411	0	42,554,411	0.3%
Non-Tax Revenues	2019 → 69,264,596	15,125,167	301,794,878	26.2%	841,102,013	151,918,354	3,174,714,999	20.8%
	2018 → 68,398,247	4,874,441	143,449,891	14.7%	819,419,804	152,412,921	3,161,480,305	21.2%
Airport Development Fee	2019 → 0	3,902,231	60,172,402	5.2%	0	43,316,628	667,941,200	4.4%
	2018 → 0	3,437,599	53,007,777	5.4%	0	38,165,026	588,504,701	3.9%
Construction Period Extension Fee	2019 → 0	0	0	0.0%	2,205,000	0	33,813,250	0.2%
	2018 → 0	405,000	6,205,500	0.6%	6,285,000	0	96,443,250	0.6%
Corporate Social Responsibility Fee	2019 → 0	525,000	8,056,410	0.7%	0	2,071,000	31,765,055	0.2%
	2018 → 0	0	0	0.0%	0	500,000	7,680,000	0.1%
Business Permits	2019 → 2,007,114	15,485	2,244,869	0.2%	35,550,234	322,770	40,499,239	0.3%
	2018 → 1,594,059	17,500	1,862,432	0.2%	36,273,299	280,145	40,570,991	0.3%
Import Trade Fee	2019 → 387,980	0	387,980	0.0%	6,920,725	0	6,920,725	0.0%
	2018 → 392,165	0	392,165	0.0%	7,724,870	0	7,724,870	0.1%
Company Annual Fee	2019 → 328,000	0	328,000	0.0%	15,606,278	0	15,606,278	0.1%
	2018 → 225,075	0	225,075	0.0%	15,260,680	0	15,260,680	0.1%
Company Registration Fee	2019 → 428,085	0	428,085	0.0%	3,172,401	0	3,172,401	0.0%
	2018 → 212,375	0	212,375	0.0%	3,335,039	0	3,335,039	0.0%
Restaurant, Café, Canteen Fee	2019 → 146,700	0	146,700	0.0%	1,629,270	0	1,629,270	0.0%
	2018 → 114,800	0	114,800	0.0%	1,643,295	0	1,643,295	0.0%
Foreign Investment Administration	2019 → 30,840	2,000	61,540	0.0%	246,720	84,000	1,535,080	0.0%
	2018 → 0	4,000	61,380	0.0%	462,600	98,000	1,966,500	0.0%
Tourism Registration and Licenses	2019 → 55,600	13,485	262,655	0.0%	553,400	28,770	4,214,044	0.0%
	2018 → 60,100	13,500	267,093	0.0%	515,100	169,175	3,109,660	0.0%
Other Business Permits	2019 → 629,909	0	629,909	0.1%	7,421,440	0	7,421,440	0.0%
	2018 → 589,544	0	589,544	0.1%	7,331,714	12,970	7,530,547	0.1%
Fines	2019 → 8,946,637	348,885	14,297,796	1.2%	117,337,551	3,897,493	177,097,142	1.2%
	2018 → 6,775,106	376,168	12,549,570	1.3%	113,138,210	4,164,717	176,988,795	1.2%
Land Acquisition and Conversion Fee	2019 → 0	38,000	580,260	0.1%	0	754,805	11,572,420	0.1%
	2018 → 900,000	83,241	2,176,238	0.2%	3,951,583	18,958,902	294,985,723	2.0%
Lease Period Extension Fee	2019 → 0	10,000,000	153,600,000	13.3%	0	15,000,000	230,100,000	1.5%
	2018 → 0	0	0	0.0%	0	5,000,000	76,700,000	0.5%
Non-Tourism Property Income	2019 → 10,017,814	0	10,017,814	0.9%	115,109,927	30,859	115,583,235	0.8%
	2018 → 11,659,420	0	11,659,420	1.2%	123,840,359	110,600	125,535,132	0.8%
Commercial Land Rent	2019 → 8,474,992	0	8,474,992	0.7%	86,049,377	0	86,049,377	0.6%
	2018 → 9,176,322	0	9,176,322	0.9%	92,119,385	0	92,119,385	0.6%
Government Buildings Rent	2019 → 236,970	0	236,970	0.0%	3,065,320	0	3,065,320	0.0%
	2018 → 213,039	0	213,039	0.0%	3,091,639	0	3,091,639	0.0%
Industrial Land Rent	2019 → 520,869	0	520,869	0.0%	6,782,806	0	6,782,806	0.0%
	2018 → 662,387	0	662,387	0.1%	7,053,230	0	7,053,230	0.0%
Long-term Agricultural Leased I	2019 → 735,319	0	735,319	0.1%	13,520,402	30,850	13,993,709	0.1%
	2018 → 554,280	0	554,280	0.1%	13,176,179	110,609	14,870,951	0.1%
Uninhabited Islands Rent	2019 → 49,665	0	49,665	0.0%	5,650,023	0	5,650,023	0.0%
	2018 → 1,047,392	0	1,047,392	0.1%	8,333,927	0	8,333,927	0.1%
Other Non-Tourism Property In	2019 → 6,000	0	6,000	0.0%	42,000	0	42,000	0.0%
	2018 → 6,000	0	6,000	0.0%	66,000	0	66,000	0.0%
Proceeds from Sale of Assets	2019 → 538,598	0	538,598	0.0%	16,724,073	0	16,724,073	0.1%
	2018 → 2,659,398	0	2,659,398	0.3%	38,342,646	0	38,342,646	0.3%
Sale of Government Land	2019 → 518,888	0	518,888	0.0%	16,191,062	0	16,191,062	0.1%
	2018 → 2,614,302	0	2,614,302	0.3%	37,593,115	0	37,593,115	0.3%
Other Proceeds from Sale of Ass	2019 → 19,710	0	19,710	0.0%	533,010	0	533,010	0.0%
	2018 → 45,096	0	45,096	0.0%	749,531	0	749,531	0.0%
Resident Permit	2019 → 26,576,870	0	26,576,870	2.3%	288,080,350	0	288,080,350	1.9%
	2018 → 27,488,250	0	27,488,250	2.8%	276,404,250	0	276,404,250	1.9%
Royalties	2019 → 7,055,153	264	7,059,198	0.6%	83,875,059	8,886	84,011,334	0.6%
	2018 → 6,705,904	696	6,705,904	0.7%	70,129,375	8,336	70,257,342	0.5%
Duty Free Royalty	2019 → 7,055,153	0	7,055,153	0.6%	83,875,059	0	83,875,059	0.6%
	2018 → 6,705,904	0	6,705,904	0.7%	70,129,375	0	70,129,375	0.5%
Fuel Re-export Royalty	2019 → 0	264	4,045	0.0%	0	8,886	136,274	0.0%
	2018 → 0	696	10,669	0.0%	0	8,336	127,967	0.0%
Ownership Transfer Tax	2019 → 0	5,000	76,800	0.0%	0	30,000	460,000	0.0%
	2018 → 0	0	0	0.0%	0	25,000	383,500	0.0%
Tourism Land Rent	2019 → 0	279,232	4,281,625	0.4%	83,754,961	1,284,580,723	8.4%	
	2018 → 0	409,192	6,275,937	0.6%	77,065,330	1,182,946,333	7.9%	
Tourism Administration Fee	2019 → 0	0	0	0.0%	0	200,00		