



MONTHLY REVENUE COLLECTION

February 2019

1.27 billion

53.2 million

1.1%

3.7%

Total Revenue Collection (MVR) for February 2019, inclusive of USD Collection

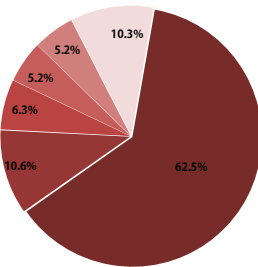
US Dollar Revenue Collection (USD) for February 2019

Total Revenue Collection Compared to February 2018

Total Revenue Collection Compared to Forecast for February 2019

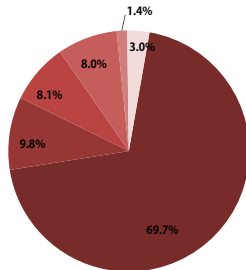
Increase in GGST, BPT and Green Tax resulted a higher collection of revenue in February 2018. Increase in Green Tax was due to increase in tourist arrivals by 6.4% during January compared to the corresponding year. Moreover, Land sales Tax has also contributed to this increase in revenue.

Contribution to Total Revenue



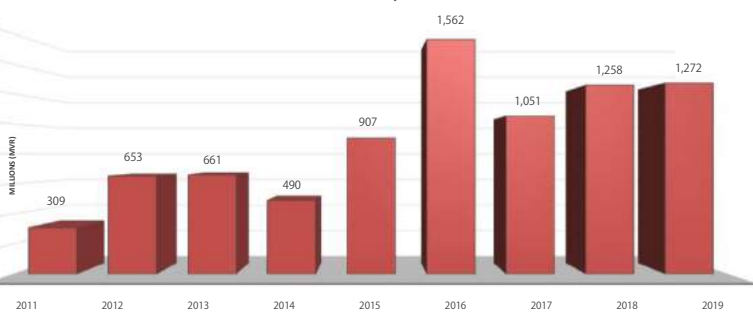
- Goods and Services Tax
- BPT
- Green Tax
- Airport Development Fee
- Airport Service Charge
- Others

Contribution to US\$ Revenue



- Goods and Services Tax
- Green Tax
- Airport Service Charge
- Airport Development Fee
- BPT
- Others

Collection of February 2011 - 2019



Business Permits: Company Annual Fee, Company Registration Fee, Co-operative Society/Registration Fee, Co-operative Society Annual Fee, Foreign Business Fee, Foreign Investment Administration Fee, Import Trade Fee, Trade Registry Fee, Restaurant, Café, Canteen Fee, Partnership Annual Fee, Dive school Registration Fee, Guest House Registration Fee, Other Registrations & License Fees, Motor Vehicle and Vessel Registration Fee, Sale of Tender Documents, Bank Mortgage Registration Fee, Sale, Trader's Registration Fee, Sale of part

Royalties: Duty Free Royalty, Fishing Royalty, Foreign Investment Royalty, Fuel Re-export Royalty, Re-export Royalty, Skipjack Industry Royalty, Yellowfin Tuna Export Royalty

Non-Tourism Property Income: Commercial Land Rent, Government Buildings Rent, Industrial Land Rent, Long-Term Agricultural Leased Islands Rent, Rent from Floating Jetty, Uninhabited Islands Rent

Proceeds from Sale of Assets: Sale of Government Buildings, Sale of Government Land, Sale of Items at Auction

Others: Reimbursement from previous year budget, Sadaqah, Repayment of student loan

		February 2019			Share of Revenue	January - February			Share of Revenue
		MVR	USD	Total (MVR)		MVR	USD	Total (MVR)	
Tax Revenues	2019 ->	364,637,637	47,332,015	1,090,406,648	85.8%	1,358,111,962	101,775,620	2,918,351,412	85.9%
	2018 ->	348,261,405	47,730,201	1,081,128,168	85.9%	1,323,377,513	106,375,410	2,956,058,205	85.6%
Airport Service Charge	2019 ->	0	4,276,906	65,616,481	5.2%	0	8,271,237	126,815,614	3.7%
	2018 ->	0	4,264,879	65,432,272	5.2%	0	7,858,442	120,377,759	3.5%
Bank Profit Tax	2019 ->	0	0	0	0.0%	7,765	0	7,765	0.0%
	2018 ->	0	0	0	0.0%	1,057,465	0	1,057,465	0.0%
Business Profit Tax	2019 ->	122,928,283	744,577	134,319,180	10.6%	796,367,490	14,329,512	1,015,879,787	29.9%
	2018 ->	121,509,193	86,967	122,843,174	9.8%	770,357,943	14,623,748	994,856,076	28.8%
BPT	2019 ->	45,989,796	744,577	57,380,694	4.5%	632,530,735	14,329,512	852,043,032	25.1%
	2018 ->	35,784,293	86,967	37,118,185	3.2%	602,546,810	14,623,748	827,944,948	24.0%
Withholding Tax	2019 ->	76,938,486	0	76,938,486	6.1%	163,836,755	0	163,836,755	4.8%
	2018 ->	85,724,990	0	85,724,990	6.8%	167,811,133	0	167,811,133	4.9%
Green Tax	2019 ->	0	5,200,752	79,732,724	6.3%	0	10,301,836	157,980,996	4.7%
	2018 ->	509	5,045,095	77,437,839	6.2%	3,223	11,728,286	179,952,904	5.2%
Goods and Services Tax	2019 ->	225,399,658	37,109,780	794,428,567	62.5%	530,587,366	68,853,035	1,586,517,910	46.7%
	2018 ->	211,912,026	38,353,261	800,575,205	63.6%	518,795,116	72,164,934	1,626,450,239	47.1%
Goods and Services Tax (Gener)	2019 ->	225,399,658	0	225,399,658	17.7%	530,587,366	0	530,587,366	15.6%
	2018 ->	211,903,699	0	211,903,699	16.8%	518,774,237	0	518,774,237	15.0%
Goods and Services Tax (Tourist)	2019 ->	0	37,109,780	569,028,909	44.7%	0	68,853,035	1,055,930,544	31.1%
	2018 ->	8,327	38,353,261	588,671,506	46.8%	20,879	72,164,934	1,107,676,002	32.1%
Land Sales Tax	2019 ->	3,789,515	0	3,789,515	0.3%	5,689,577	0	5,689,577	0.2%
	2018 ->	740,829	0	740,829	0.1%	6,144,526	0	6,144,526	0.2%
Remittance Tax	2019 ->	9,019,317	0	9,019,317	0.7%	18,117,295	0	18,117,295	0.5%
	2018 ->	9,496,134	0	9,496,134	0.8%	18,558,655	0	18,558,655	0.5%
Revenue Stamp	2019 ->	3,500,865	0	3,500,865	0.3%	7,342,468	0	7,342,468	0.2%
	2018 ->	4,602,715	0	4,602,715	0.4%	8,460,586	0	8,460,586	0.2%
Non-Tax Revenue	2019 ->	90,614,808	5,882,366	181,168,973	14.2%	177,154,481	19,579,618	477,932,723	14.1%
	2018 ->	72,396,492	6,783,257	176,803,372	14.1%	160,145,421	21,856,643	496,109,848	14.4%
Airport Development Fee	2019 ->	0	4,290,370	66,157,505	5.2%	0	8,292,224	127,866,091	3.8%
	2018 ->	0	4,266,905	65,795,675	5.2%	0	7,838,019	120,862,253	3.5%
Construction Period Extension Fee	2019 ->	0	255,000	3,914,400	0.3%	0	1,010,000	15,491,800	0.5%
	2018 ->	0	480,000	7,364,400	0.6%	0	630,000	9,663,900	0.3%
Corporate Social Responsibility Fee	2019 ->	0	0	0	0.0%	0	0	0	0.0%
	2018 ->	0	500,000	7,680,000	0.6%	0	500,000	7,680,000	0.2%
Business Permits	2019 ->	2,643,162	58,315	3,536,738	0.3%	8,435,272	133,285	10,478,054	0.3%
	2018 ->	3,025,960	68,470	4,076,675	0.3%	8,468,245	122,535	10,348,219	0.3%
Import Trade Fee	2019 ->	467,150	0	467,150	0.0%	2,634,550	0	2,634,550	0.1%
	2018 ->	615,645	0	615,645	0.0%	2,636,025	0	2,636,025	0.1%
Company Annual Fee	2019 ->	1,294,730	0	1,294,730	0.1%	3,510,440	0	3,510,440	0.1%
	2018 ->	1,254,000	0	1,254,000	0.1%	3,536,070	0	3,536,070	0.1%
Company Registration Fee	2019 ->	96,650	0	96,650	0.0%	433,160	0	433,160	0.0%
	2018 ->	122,978	0	122,978	0.0%	249,134	0	249,134	0.0%
Restaurant, Café, Canteen Fee	2019 ->	106,670	0	106,670	0.0%	439,470	0	439,470	0.0%
	2018 ->	127,130	0	127,130	0.0%	423,160	0	423,160	0.0%
Foreign Investment Administra	2019 ->	0	12,000	184,000	0.0%	61,680	22,000	398,880	0.0%
	2018 ->	30,840	10,000	184,380	0.0%	61,680	22,000	399,380	0.0%
Tourism Registration and Licen	2019 ->	110,600	46,315	820,176	0.1%	191,300	111,285	1,896,882	0.1%
	2018 ->	105,200	58,470	1,002,375	0.1%	176,800	100,535	1,719,074	0.0%
Other Business Permits	2019 ->	567,362	0	567,362	0.0%	1,164,672	0	1,164,672	0.0%
	2018 ->	770,167	0	770,167	0.1%	1,385,376	0	1,385,376	0.0%
Fines	2019 ->	26,773,652	356,497	32,235,709	2.5%	36,283,439	1,141,195	53,753,285	1.6%
	2018 ->	12,400,226	405,207	18,594,780	1.5%	23,820,035	2,017,528	54,720,318	1.6%
Land Acquisition and Conversion Fee	2019 ->	0	99,298	1,520,038	0.1%	0	160,595	2,459,730	0.1%
	2018 ->	0	636,775	9,783,907	0.8%	1,372,399	5,075,917	79,297,478	2.3%
Lease Period Extension Fee	2019 ->	0	0	0	0.0%	0	5,000,000	76,500,000	2.3%
	2018 ->	0	0	0	0.0%	0	0	0	0.0%
Non-Tourism Property Income	2019 ->	9,541,932	0	9,541,932	0.8%	24,384,855	22,850	24,735,603	0.7%
	2018 ->	13,391,376	0	13,391,376	1.1%	28,719,042	0	28,719,042	0.8%
Commercial Land Rent	2019 ->	7,633,966	0	7,633,966	0.6%	14,987,691	0	14,987,691	0.4%
	2018 ->	9,551,327	0	9,551,327	0.8%	18,379,571	0	18,379,571	0.5%
Government Buildings Rent	2019 ->	225,620	0	225,620	0.0%	602,740	0	602,740	0.0%
	2018 ->	351,520	0	351,520	0.0%	694,140	0	694,140	0.0%
Industrial Land Rent	2019 ->	589,340	0	589,340	0.0%	1,539,708	0	1,539,708	0.0%
	2018 ->	651,054	0	651,054	0.1%	1,558,898	0	1,558,898	0.0%
Long-term Agricultural Leased	2019 ->	256,697	0	256,697	0.0%	2,501,973	22,850	2,852,721	0.1%
	2018 ->	377,323	0	377,323	0.0%	2,750,849	0	2,750,849	0.1%
Uninhabited Islands Rent	2019 ->	830,308	0	830,308	0.1%	4,740,743	0	4,740,743	0.1%
	2018 ->	2,454,153	0	2,454,153	0.2%	5,323,584	0	5,323,584	0.2%
Other Non-Tourism Property In	2019 ->	6,000	0	6,000	0.0%	12,000	0	12,000	0.0%
	2018 ->	6,000	0	6,000	0.0%	12,000	0	12,000	0.0%
Proceeds from Sale of Assets	2019 ->	2,678,003	0	2,678,003	0.2%	4,116,690	0	4,116,690	0.1%
	2018 ->	298,768	0	298,768	0.0%	2,364,606	0	2,364,606	0.1%
Sale of Government Land	2019 ->	2,636,406	0	2,636,406	0.2%	4,012,707	0	4,012,707	0.1%
	2018 ->	265,312	0	265,312	0.0%	2,126,713	0	2,126,713	0.1%
Other Proceeds from Sale of As	2019 ->	41,596	0	41,596	0.0%	103,983	0	103,983	0.0%
	2018 ->	33,456	0	33,456	0.0%	237,893	0	237,893	0.0%
Resident Permit	2019 ->	25,296,000	0	25,296,000	2.0%	57,265,050	0	57,265,050	1.7%
	2018 ->	22,278,500	0	22,278,500	1.8%	50,437,000	0	50,437,000	1.5%
Royalties	2019 ->	7,744,837	1,315	7,765,019	0.6%	13,447,613	3,339	13,498,844	0.4%
	2018 ->	7,369,146	1,860	7,397,683	0.6%	14,893,320	3,499	14,947,025	0.4%
Duty Free Royalty	2019 ->	7,744,837	0	7,744,837	0.6%	13,447,613	0	13,447,613	0.4%
	2018 ->	7,369,146	0	7,369,146	0.6%	14,893,320	0	14,893,320	0.4%
Fuel Re-export Royalty	2019 ->	0	1,315	20,182	0.0%	0	3,339	51,231	0.0%
	2018 ->	0	1,860	28,537	0.0%	0	3,499	53,705	0.0%
Ownership Transfer Tax	2019 ->	0	0	0	0.0%	0	5,000	76,500	0.0%
	2018 ->	0	10,000	153,450	0.0%	0	20,000	306,750	0.0%
Tourism Land Rent	2019 ->	0	691,522	10,594,321	0.8				